

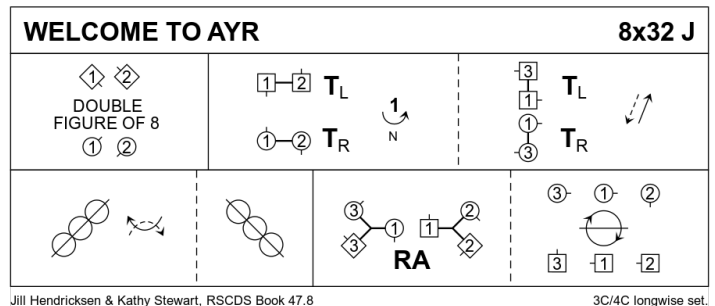
Tamburin Stuttgart Mittwoch Class

09.01.2019

1 WELCOME TO AYR J32 · 3/4L

Jill Hendricksen/Kathy Stewart: RSCDS XLVII 8 · Crib: E-cribs · Diagram: Keith Rose's Diagrams

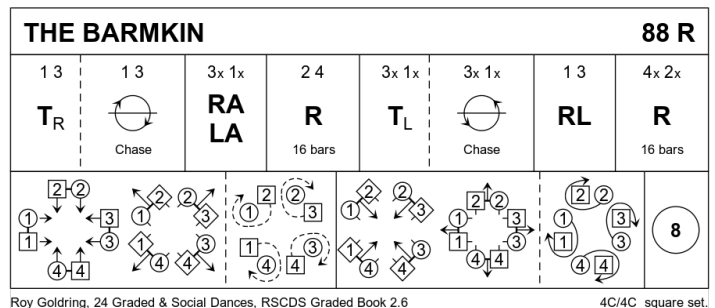
- 1– 1c+2c DblFig8, 1c crossing down to start, at end 2c face out
- 9– 1c+2c turn EH 1¼ on side (2c to 1pl) and 1c face down NHJ ; 1c dance down and turn 3c EH, 3c finish in 3pl and 1c facing 1cnr
- 17– 1c+1cnrs ½ diag. Reel4 and pass Rsh ; repeat with 2cnrs, 1c finish on midline Lsh to Lsh facing own side
- 25– 3c+1M & 1W+2c RHA (3x,1x,2x) ; All chase clw ½ round (2,1,3)



2 THE BARMKIN R88 · 4S

Roy Goldring: A Second Book of Graded Scottish Country Dances · Crib: E-cribs · Diagram: Keith Rose's Diagrams

- 1– 1c+3c turn RH and face clw ; chase ½ round set into
- 9– 3c+1c RHA ; LHA to exchanged places (3,2,1,4)
- 17-32 2c+4c repeat [1-16] (3,4,1,2)
- 33– 1c+3c turn LH and face cclw ; chase ½ round set to own places
- 41– 1c+3c R&L (1,4,3,2)
- 49-64 2c+4c repeat [33-48] (1,2,3,4)
- 65– All C NHJ advance | retire »diagonally« NHJ with cnr ; all W dance clw round their cnr
- 73– All pairs advance | retire NHJ with P to places ; all M dance clw round P
- 81– All circle8 and back

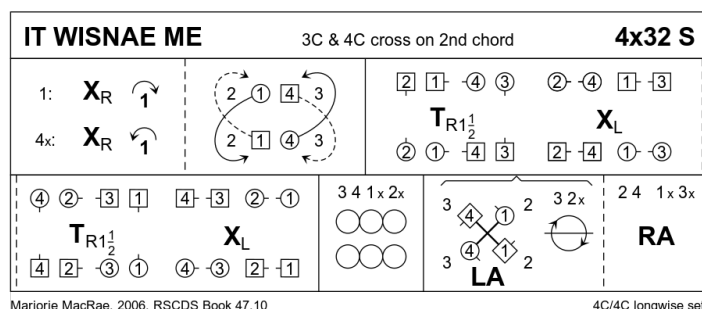


3 IT WISNAE ME S32 · 4/4L

Marjorie Macrae: RSCDS XLVII 10 · Crib: E-cribs · Diagram: Keith Rose's Diagrams

3c+4c cross on second chord (1,2,3x,4x)

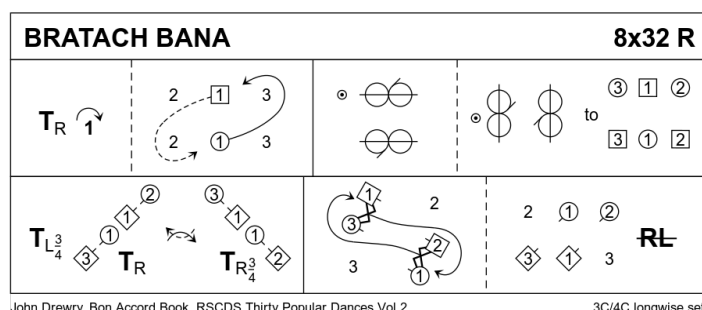
- 1– 1c+4c cross RH, cast (2c+3c step to end) ; ½ Fig8 round end cpl (2,1,4x,3x)
- 9– Modified Half Grand Chain: 2c & 3c turn P RH 1½ **while** on sideline 1c+4c turn RH 1½ {3}, all turn next dancer LH ½ {1} (4x,2x,3,1) ; repeat (3,4,1x,2x)
- 17– Reels4 on the sidelines (3,4,1x,2x)
- 25– 3c+2c chase ½ clw **while**{4} 4c+1c LHA ; 2c+4c & 1c+3c RHA (2,4,1x,3x)



4 BRATACH BANA R32 · 3/4L

John Drewry: Thirty Popular Dances, Volume Two · Crib: E-cribs · Diagram: Keith Rose's Diagrams

- 1– 1c turn RH | cast off (2c up) ; ½ Fig8 to R around 1cnr (to 2,1x,3)
- 9– ½Reel3 on sides (Rsh to 2cnr) ; ½Reel3 across (Lsh to 3cnr position), finish on sides (3x,1,2x)
- 17– 1c turn ¾ LH, Turn 1cnr person (3cnr position) RH ; pass Rsh, turn 2cnr person (4cnr position) ¾ RH to promhold (cnr on the right)
- 25– These pairs change places Rsh | drop left hand and turn RH ½ to sidelines ; half diagonal R&L (1st diagonal direction)

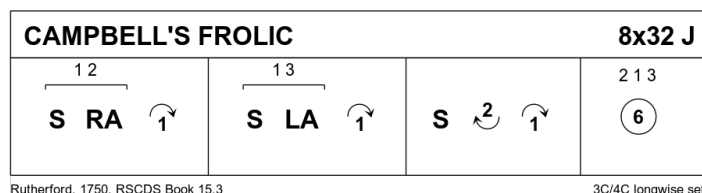


Note on [27-28]: originally 2 PdB. modified by Drewry to SkCh. O. Otto says best variant is corners in PdB, 1c in SkCh

5 CAMPBELL'S FROLIC J32 · 3/4L

David Rutherford: RSCDS XV 3 · Crib: E-cribs · Diagram: Keith Rose's Diagrams

- 1– 1c+2c set | RHA | 1c cast off and 2c dance to top (2,1,3)
- 9– 1c+3c set | LHA | 1c cast to 3pl and 3c dance up (2,3,1)
- 17– 1c set | lead to top (3c down) | cast to 2pl
- 25– 2c+1c+3c circle6 and back

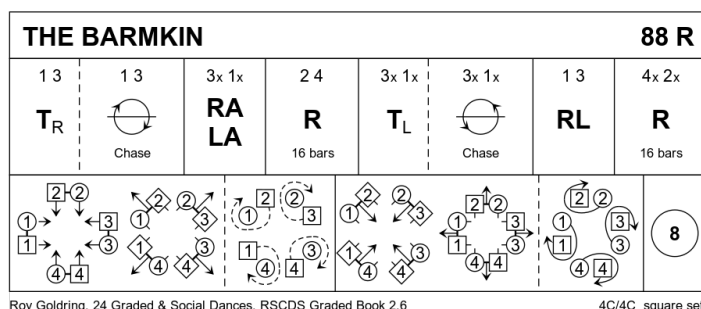


16.01.2019

6 THE BARMKIN R88 · 4S

Roy Goldring: *A Second Book of Graded Scottish Country Dances* · Crib: *E-cribs* · Diagram: *Keith Rose's Diagrams*

- 1– 1c+3c turn RH and face clw ; chase ½ round set into
- 9– 3c+1c RHA ; LHA to exchanged places (3,2,1,4)
- 17-32 2c+4c repeat [1-16] (3,4,1,2)
- 33– 1c+3c turn LH and face cclw ; chase ½ round set to own places
- 41– 1c+3c R&L (1,4,3,2)
- 49-64 2c+4c repeat [33-48] (1,2,3,4)
- 65– All C NHJ advance | retire »diagonally« NHJ with cnr ; all W dance clw round their cnr
- 73– All pairs advance | retire NHJ with P to places ; all M dance clw round P
- 81– All circle8 and back

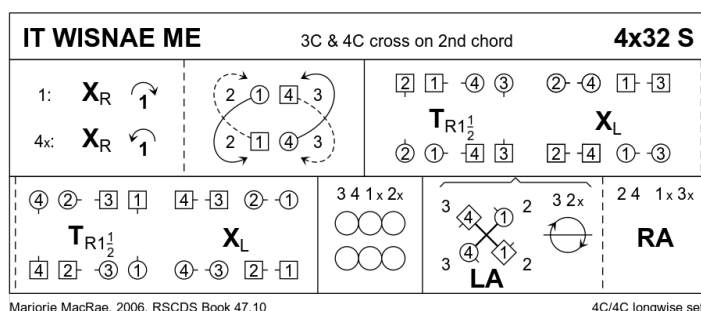


7 IT WISNAE ME S32 · 4/4L

Marjorie Macrae: *RSCDS XLVII 10* · Crib: *E-cribs* · Diagram: *Keith Rose's Diagrams*

3c+4c cross on second chord (1,2,3x,4x)

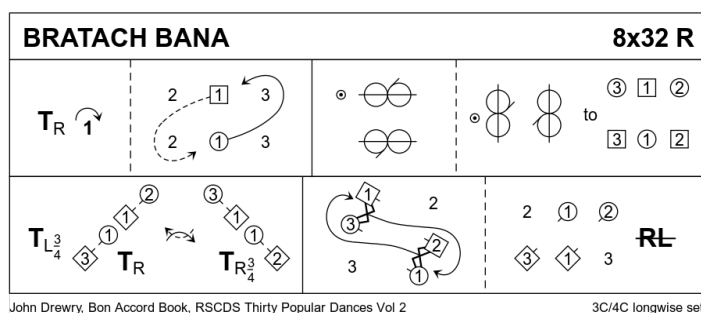
- 1– 1c+4c cross RH, cast (2c+3c step to end) ; ½ Fig8 round end cpl (2,1,4x,3x)
- 9– Modified Half Grand Chain: 2c & 3c turn P RH 1½ **while** on sideline 1c+4c turn RH 1½ {3}, all turn next dancer LH ½ {1} (4x,2x,3,1) ; repeat (3,4,1x,2x)
- 17– Reels4 on the sidelines (3,4,1x,2x)
- 25– 3c+2c chase ½ clw **while** {4} 4c+1c LHA ; 2c+4c & 1c+3c RHA (2,4,1x,3x)



8 BRATACH BANA R32 · 3/4L

John Drewry: *Thirty Popular Dances, Volume Two* · Crib: *E-cribs* · Diagram: *Keith Rose's Diagrams*

- 1– 1c turn RH | cast off (2c up) ; ½ Fig8 to R around 1cnr (to 2,1x,3)
- 9– ½ Reel3 on sides (Rsh to 2cnr) ; ½ Reel3 across (Lsh to 3cnr position), finish on sides (3x,1,2x)
- 17– 1c turn ¾ LH, Turn 1cnr person (3cnr position) RH ; pass Rsh, turn 2cnr person (4cnr position) ¾ RH to promhold (cnr on the right)
- 25– These pairs change places Rsh | drop left hand and turn RH ½ to sidelines ; half diagonal R&L (1st diagonal direction)

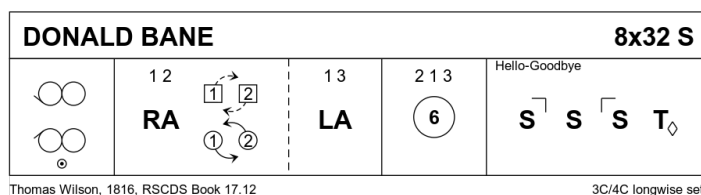


Note on [27-28]: originally 2 PdB. modified by Drewry to SkCh. O. Otto says best variant is corners in PdB, 1c in SkCh

9 DONALD BANE S32 · 3/4L

Thomas (19C) Wilson: RSCDS XVII 12 · Crib: E-cribs · Diagram: Keith Rose's Diagrams

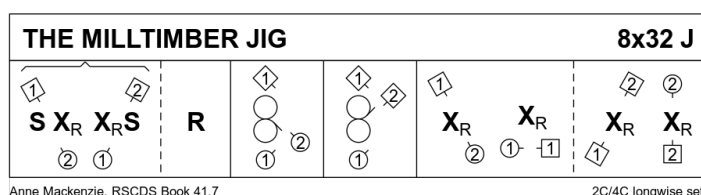
- 1– Mirror reels on own sides, 1c starting in and down
- 9– 1c+2c RHA {3} 1c cast as 2c dance up ; 1c+3c LHA (2,1,3)
- 17– All circle6 and back, 1c finish facing corners
- 25– 1c set to 1cnr, to P, to 2cnr, petronella to 2pl



10 THE MILLTIMBER JIG J32 · 2/4L

Anne N MacKenzie: RSCDS XLI 7 · Crib: E-cribs · Diagram: Keith Rose's Diagrams

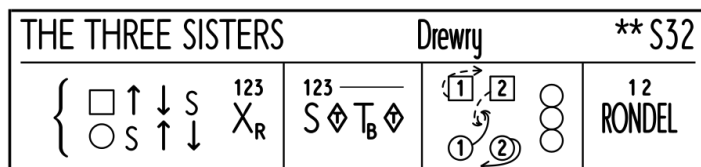
- 1– 1M+2W cross RH | set ; cross back RH | set **while{8}** 1W+2M set | cross RH ; set | cross back RH
- 9– 2M Reel3 across with 1c (start Rsh to 1W)
- 17– 2W Reel3 across with 1c (start Lsh to 1M)
- 25– 1W+2M cross RH, 1W+1M change places RH ; 1W+2W cross RH, 2W+2M cross RH



11 THE THREE SISTERS S32 · 3/4L

John Drewry: Scottish Country Dances in Diagrams. Ed. 8 · Crib: E-cribs · Diagram: SCDDDB Contributed Cribes & Diagrams

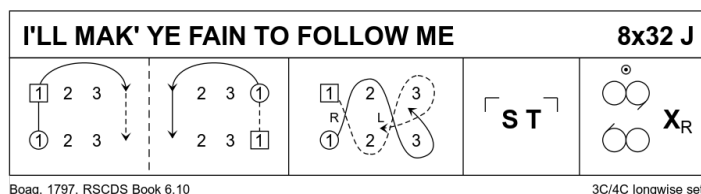
- 1– 1c+2c+3c all W A&R and set **while{6}** all M set, A&R | all cross RH
- 9– All C set, Petronella to midline ; turn BH, Petronella back to (1,2,3), 1W+2M face out
- 17– 1c+2c Reel4 across, 1M+2W starting Lsh, and 1W+2M cast R, at end 1W+2M turn LH into:
- 25– 1c+2c Rondel.



12 'I'LL MAK' YE FAIN TO FOLLOW ME J32 · 3/4L

W Boag (18C): RSCDS VI 10 · Crib: E-cribs · Diagram: Keith Rose's Diagrams

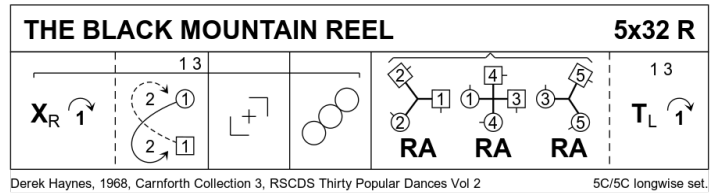
- 1– 1W casts off 2, 1M following, to 3pl opposite sides (2c+3c up) ; 1M casts up 2, 1W following, to own places (2c+3c down)
- 9– 1c cross RH, cast off one (2c up) ; cross LH, cast off one and lead up to 1cnrs
- 17– 1c set to and turn corners
- 25– Reels3{6} on the sides | 1c cross (2,1,3).



13 THE BLACK MOUNTAIN REEL R32 · 5/5L

Derek Haynes: *Thirty Popular Dances, Volume Two* · Crib: *E-cribs* · Diagram: *Keith Rose's Diagrams*

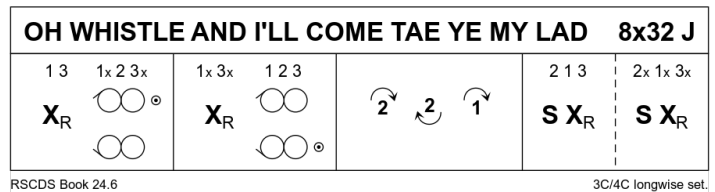
- 1– 1c & 3c cross RH | cast off (2c+4c up) ;
½ Fig8 up and face 1cnr
- 9– Turn CPCP (1c & 3c turn 1cnr RH, P LH, 2cnr RH, P LH), finish facing 1cnr
- 17– 1c & 3c Reels4 with 1cnrs, at the end pass P Lsh.
- 25– 1W+2c (top), 1M+4c+3W (middle) and 3M+5c (bottom) RHA ; 1c & 3c turn LH and cast off (4c+5c up). (to: 2,4,1,5,3)



14 OH, WHISTLE AND I'LL COME TAE YE, MY LAD J32 · 3/4L

RSCDS XXIV 6 · Crib: *E-cribs* · Diagram: *Keith Rose's Diagrams*

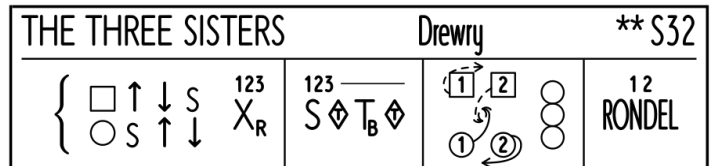
- 1– 1c+3c cross RH into Mirror Reels3 on opposite sides (2c in and up)
- 9– 1c+3c cross back RH and repeat the reels
- 17– 1c cast off, meet below 3c ; lead to top and cast off to 2pl (2c up)
- 25– 2c+1c+3c set, cross RH ; repeat.



15 THE THREE SISTERS S32 · 3/4L

John Drewry: *Scottish Country Dances in Diagrams. Ed. 8* · Crib: *E-cribs* · Diagram: *SCDDB Contributed Cribs & Diagrams*

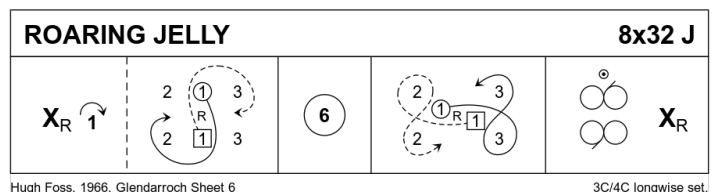
- 1– 1c+2c+3c all W A&R and set **while**{6} all M set, A&R | all cross RH
- 9– All C set, Petronella to midline ; turn BH, Petronella back to (1,2,3), 1W+2M face out
- 17– 1c+2c Reel4 across, 1M+2W starting Lsh, and 1W+2M cast R, at end 1W+2M turn LH into:
- 25– 1c+2c Rondel.



16 ROARING JELLY J32 · 3/4L

Hugh Foss: *Glendarroch Scottish Dance Sheets* · Crib: *E-cribs* · Diagram: *Keith Rose's Diagrams*

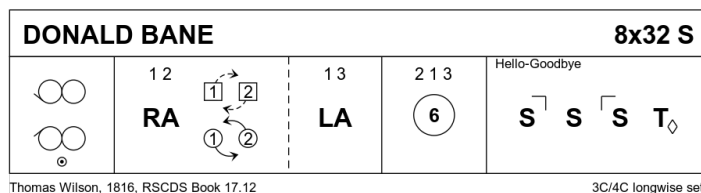
- 1– 1c cross RH | cast off (2c up) ; cross RH, 1c casts R round 3cnr to finish in line across between 2cnr and 3cnr
- 9– Circle6 and back
- 17– 1c change places up/dn RH | Fig8 round 4cnr and 1cnr, start Rsh), finish on sideline facing 2cnr
- 25– 1c Reels3{6} on opposite sides (Rsh to 2cnr) | cross RH



17 DONALD BANE S32 · 3/4L

Thomas (19C) Wilson: RSCDS XVII 12 · Crib: E-cribs · Diagram: Keith Rose's Diagrams

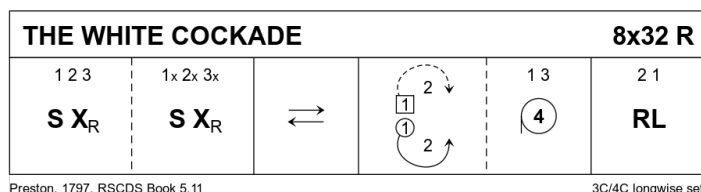
- 1– Mirror reels on own sides, 1c starting in and down
- 9– 1c+2c RHA {3} 1c cast as 2c dance up ; 1c+3c LHA (2,1,3)
- 17– All circle6 and back, 1c finish facing corners
- 25– 1c set to 1cnr, to P, to 2cnr, petronella to 2pl



18 THE WHITE COCKADE R32 · 3/4L

Preston (18C): RSCDS V 11 · Crib: E-cribs · Diagram: Keith Rose's Diagrams

- 1– 1c+2c+3c set and cross RH ; repeat
- 9– 1c lead down the middle ; and up, staying in the middle
- 17– 1c long cast to 2pl (2c up) ; 1c+3c circle4 L
- 25– 2c+1c R&L.

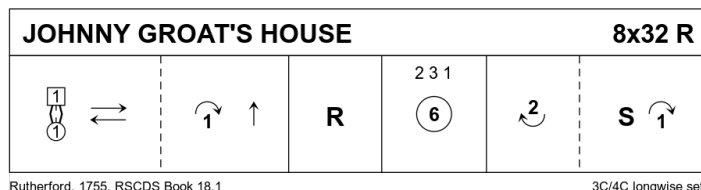


27.01.2019

19 JOHNNY GROAT'S HOUSE R32 · 3/4L

David Rutherford: RSCDS XVIII 1 · Crib: E-cribs · Diagram: Keith Rose's Diagrams

- 1– 1c (BHJ) slip down the middle and back ; cast off one (2c up) and join BH
- 9– 1c repeat with 3c, finish in 3pl
- 17– 2c+3c+1c circle6 and back
- 25– 1c lead up to top ; set | cast off to 2pl (3c down)

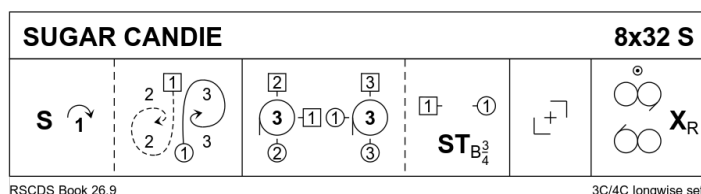


Note: against tradition and the original text the 2006 Manual tells 2c+3c to step down on [27-28], and 2c to step up on [30-31]. Serious protest has been voiced.

20 SUGAR CANDIE S32 · 3/4L

RSCDS XXVI 9 · Crib: E-cribs · Diagram: Keith Rose's Diagrams

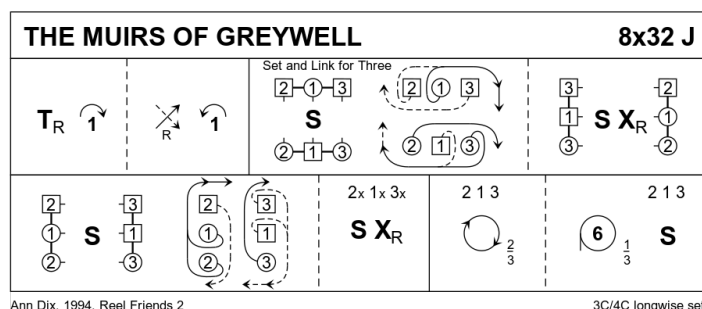
- 1– 1c set | cast off (2c up), pass Lsh and cast R round 1cnr, to finish BtoB in the centre, M facing down, W up
- 9– 1W+2c & 1M+3c circle3, at end 1c swivels R to face P ; 1c set, turn ¾ BH to face 1cnrs (open out with 1M using RH to assist P)
- 17– Turn CPCP
- 25– Reels3{6} with corners, Lsh to 1cnr, 1c cross RH to (2,1,3)



21 THE MUIRS OF GREYWELL J32 · 3/4L

Ann Dix: Reel Friends Book 2 · Crib: E-cribs · Diagram: Keith Rose's Diagrams

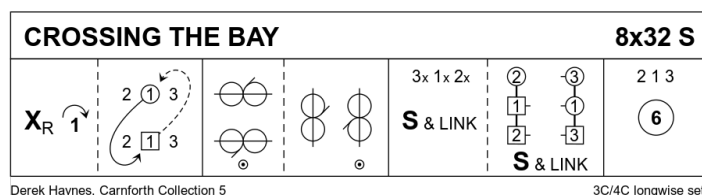
- 1-- 1c turn RH | cast (2c up) ; cross down RH | cast to 2plx (2,1,3)
- 9-- S&Link3 ; all set | cross RH
- 17-- S&Link3 ; all set | cross RH finishing facing out (2,1,3)
- 25-- All chase clw ; Circle6 (to 2,1,3) | all set



22 CROSSING THE BAY S32 · 3/4L

Derek Haynes: Carnforth Collection of SC Dances 5 · Crib: E-cribs · Diagram: Keith Rose's Diagrams

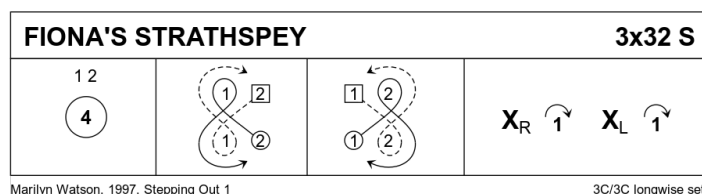
- 1- 1c cross RH | cast (2c up) ; 1c ½ Fig8 to R (W down, M up) (2,1,3)
- 9- Opposing ½ Reels3 on sides (1c starts in & R, i.e. Rsh to 4cnr), 2c+3c finish with loop ; opposing ½ Reels3 across (1c Lsh to 1cnr position) (3x,1x,2x)
- 17- S&Link3 ; repeat (2,1,3)
- 25- All circle6 and back.



23 FIONA'S STRATHSPEY S32 · 3/3L

Marilyn Watson: Stepping Out Part 1 - Basic SCDs for beginners · Crib: MiniCribes · Diagram: Keith Rose's Diagrams

- 1-8 1s+2s circle 4H round & back
- 9-16 2s dance Fig of 8 round 1s
- 17-24 1s dance Fig of 8 round 2s
- 25-32 1s cross RH, cast 1 place, cross LH & cast to bottom



24 FIGURE IT OUT R32 · 3/3L

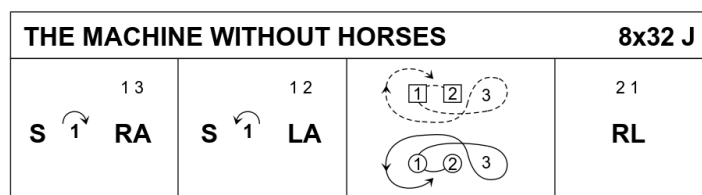
Roy Goldring: Graded and Social Dances 3 - 16 Dances · Crib: MiniCribes

- 1-8 1s dance 1/2 Fig of 8 round 2s, 1M+2L turn LH 1.1/4 times **while** 1L+2M turn RH 1.1/4 times
- 9-16 1s in prom hold dance reel of 3 across with 2s (RSh to 2M to start) & 1s end in middle facing down
- 17-24 1M dances LH & RH across with 2L+3L **while** 1L dances RH & LH across with 2M+3M 1s & 3s ending in middle facing up
- 25-32 1s followed by 3s dance up & cast to 3rd/2nd places & 1s dance 1/2 Fig of 8 round 3s

25 THE MACHINE WITHOUT HORSES J32 · 3/4L

David Rutherford: RSCDS XII 12 · Crib: E-cribs · Diagram: Keith Rose's Diagrams

- 1– 1c set | cast off (2c up) ; 1c+3c RHA
- 9– 1c set | cast up (2c down) ; 1c+2c LHA
- 17– 1c followed by 2c dance between 3c, cast up round them, dance up, 1c cast off to 2pl, **while** 2c dance into 1pl (no loops)
- 25– 2c+1c R&L



Rutherford, 1772, RSCDS Book 12.12

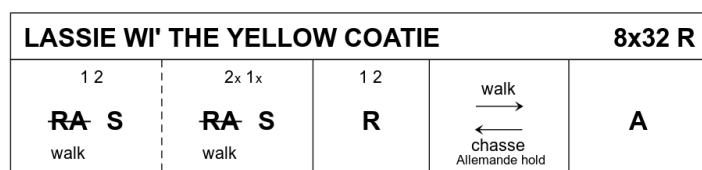
3C/4C longwise set.

06.02.2019

26 THE LASSIE WI' THE YELLOW COATIE R32 · 2/4L

Border Dance Book · Crib: MiniCrib · Diagram: Keith Rose's Diagrams

- 1-8 1s+2s walk RH across 1/2 way, set, walk RH across 1/2 way & set
- 9-16 1s+2s repeat above Fig
- 17-24 1s lead (walk) down to bottom & chasse back to top in allemande hold
- 25-32 1s+2s dance Allemande



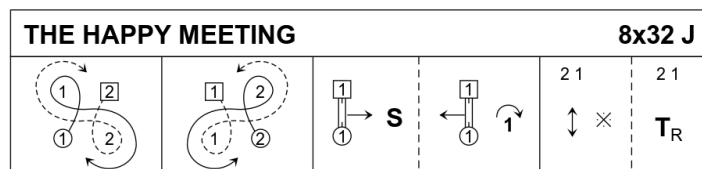
Border Book

2C/4C longwise set.

27 THE HAPPY MEETING J32 · 2/4L

RSCDS XXIX 9 · Crib: E-cribs · Diagram: Keith Rose's Diagrams

- 1– 1M+2W cross and dance $\frac{3}{4}$ Lsh round P, pass down/up Rsh, cast R round standing M/W to places
- 9– 1W+2M repeat (other shoulders)
- 17– 1c slip down the middle | set (1M starts L foot) ; slip to top | cast off (2c up)
- 25– 2c+1c A&R (all clap) ; turn P RH



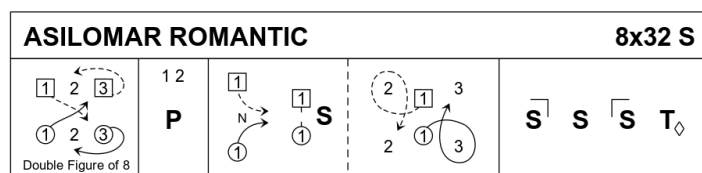
RSCDS Book 29.9

2C/4C longwise set.

28 ASILOMAR ROMANTIC S32 · 3/4L

Tom Cuthbertson: Thirty Popular Dances, Volume Two · Crib: E-cribs · Diagram: Keith Rose's Diagrams

- 1– 1c+3c DbIFig8 round 2c, to begin 1c crosses down, 3c casts up
- 9– 1c+2c Pousette
- 17– 1c dance in and down one and face P (2c up) | set ; dance Rsh round 4cnr to face 1cnr
- 25– SetH&G (to 2,1,3)



Tom Cuthbertson, 1985, San Francisco Collection 2, RSCDS Thirty Popular Dances Vol 2

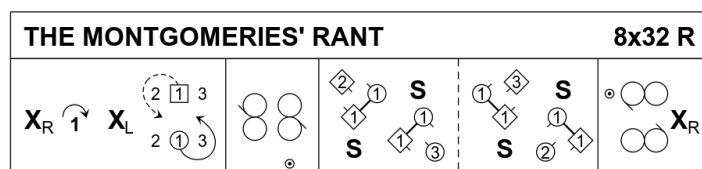
3C/4C longwise set.

29 THE MONTGOMERIES' RANT

R32 · 3/4L

Castle Menzies (18C): RSCDS X 1 · Crib: E-cribs · Diagram: Keith Rose's Diagrams

- 1– 1c cross RH | cast off (2c up) ; cross LH | cast L (W up, M down)
- 9– 2c+1W & 1M+3c Rsh Reels3 across
- 17– 1c NHJ set to 2W (swivel ½ inwards), set to 3M (veer L together), set to 3W (swivel ½ inwards), set to 2M (and face own 2cnr)
- 25– Reels3{6} on the sides, Rsh to 2cnr | 1c cross RH to 2pl



Castle Menzies, 1749, RSCDS Book 10.1

3C/4C longwise set.

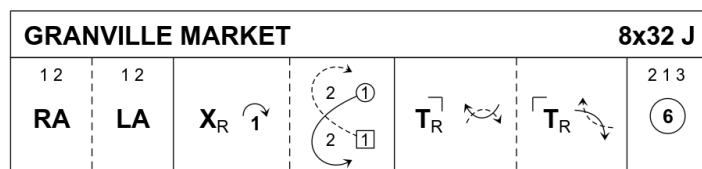
13.02.2019

30 GRANVILLE MARKET

J32 · 3/4L

Elinor M Vandegrift: A Second Book of Graded Scottish Country Dances · Crib: E-cribs · Diagram: Keith Rose's Diagrams

- 1– 1c+2c RHA, LHA
- 9– 1c cross RH | cast (2c up) ; ½ Fig8 up to face 1cnr
- 17– 1c turn 1cnr RH | pass Rsh ; turn 2cnr RH | pass Rsh to (2,1,3)
- 25– Circle6 and back



Elinor M Vandegrift, RSCDS Graded Book 2.18

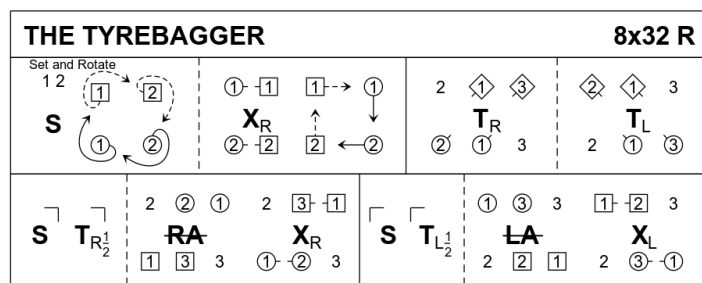
3C/4C longwise set.

31 THE TYREBAGGER

R32 · 3/4L

John Drewry: Summer Collection 1986 · Crib: MiniCribs · Diagram: Keith Rose's Diagrams

- 1-8 1s+2s Set & Rotate :
Set, rotate singly & dance on 1 place clockwise, change places RH on sides & dance on 1 place to own sides (1s in 2nd pl)
- 9-16 1s turn 1st corner RH & return to 2nd place, 1s turn 2nd corner LH & return to 2nd place
- 17-24 1s set to 1st corner, turn RH 1/2 way & dance RH across with 1st corners 1/2 way back to own sides, 1M+2M also 1L+3L change places on sides
- 25-32 1s repeat with 2nd corners & dance LH across 1/2 way to own sides, 1L+2L also 3M+1M changing places on sides. 2 1 3



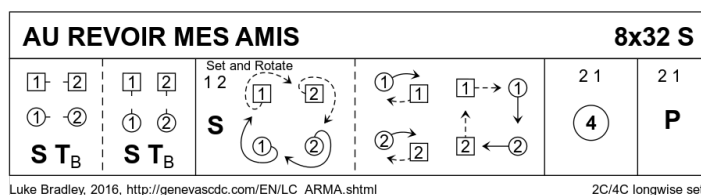
John Drewry, 1986, Brodie Book

3C/4C longwise set.

32 AU REVOIR MES AMIS S32 · 2/4L

Luke Bradley · Crib: E-cribs · Diagram: Keith Rose's Diagrams

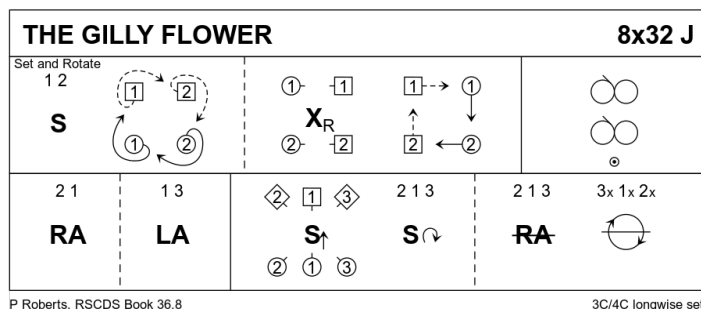
- 1-- 1c set to 2c | turn opposite BH ; All set to P | turn P BH and face in diagonally
- 9-- Set and rotate (no hands) (2,1)
- 17-- Circle4 and back
- 25-- Poussette (2,1)



33 THE GILLY FLOWER J32 · 3/4L

P Roberts: RSCDS XXXVI 8 · Crib: E-cribs · Diagram: Keith Rose's Diagrams

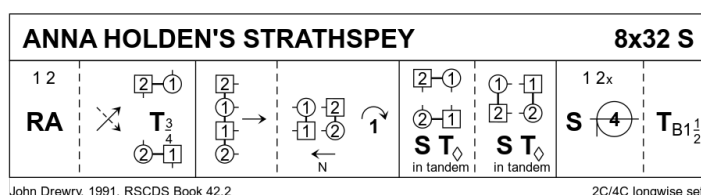
- 1-- 1c+2c Set&Rotate (set | cast 1 place clw in square ; change place RH with P | chase 1 place clw) (2,1,3)
- 9-- Parallel Reels3 on own sides (1c Lsh to 3c), 2W & 1M face out into
- 17-- 2c+1c RHA (to sidelines) ; 1c+3c LHA
- 25-- All set advancing into a small circle (no hands) | set swiveling R $\frac{3}{4}$; $\frac{1}{2}$ RHA (6 hands) into chase to (2,1,3).



34 ANNA HOLDEN'S STRATHSPEY S32 · 2/4L

John Drewry: RSCDS XLII 2 · Crib: E-cribs · Diagram: Keith Rose's Diagrams

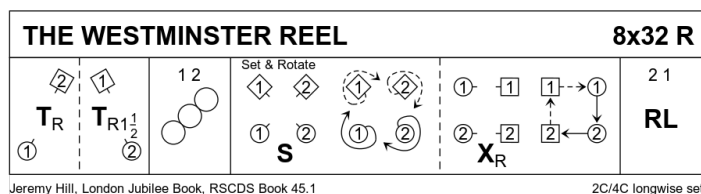
- 1-- 1c+2c RHA (2c face out) ; 1c cross down, **while**{2} 2c cast up | 1M+2W & 2M+1W Turn $\frac{3}{4}$ easy hand to line4 across facing down (1c between 2c)
- 9-- All dance down, on [12] 1c turns in and 2c meets, all NHJ ; 1c+2c dance up | 1c cast off to 2plx, **while**{2} 2c dance to 1pl (loop is usual)
- 17-- All set | »petronella in tandem« ; repeat (to 1,2x)
- 25-- All set | $\frac{1}{2}$ Circle4 Left ; 1c turn BH $1\frac{1}{2}$ to 2pl.



35 THE WESTMINSTER REEL R32 · 2/4L

Jeremy Hill: RSCDS XLV 1 · Crib: E-cribs · Diagram: Keith Rose's Diagrams

- 1-- 1M+2W turn RH to places ; 1W+2M turn RH $1\frac{1}{2}$ to face P for
- 9-- 1c+2c Rsh diagonal Reel4, all ending in own places
- 17-- 1c+2c Set&Rotate (set diagonally | cast 1 place clw ; change RH with P | chase 1 place clw)
- 25-- 2c+1c R&L



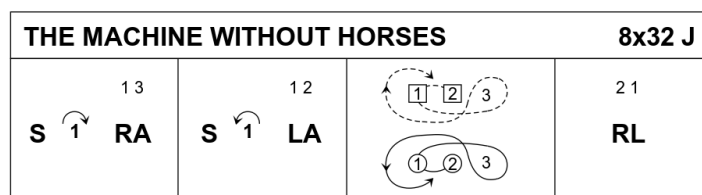
note the difference: the standard Set&Rotate starts with set to P

36 THE MACHINE WITHOUT HORSES

J32 · 3/4L

David Rutherford: RSCDS XII 12 · Crib: E-cribs · Diagram: Keith Rose's Diagrams

- 1– 1c set | cast off (2c up) ; 1c+3c RHA
- 9– 1c set | cast up (2c down) ; 1c+2c LHA
- 17– 1c followed by 2c dance between 3c, cast up round them, dance up, 1c cast off to 2pl, **while** 2c dance into 1pl (no loops)
- 25– 2c+1c R&L



Rutherford, 1772, RSCDS Book 12.12

3C/4C longwise set.

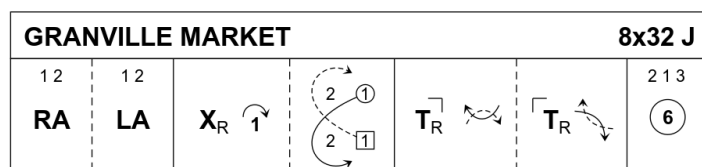
20.02.2019

37 GRANVILLE MARKET

J32 · 3/4L

Elinor M Vandegrift: A Second Book of Graded Scottish Country Dances · Crib: E-cribs · Diagram: Keith Rose's Diagrams

- 1– 1c+2c RHA, LHA
- 9– 1c cross RH | cast (2c up) ; ½ Fig8 up to face 1cnr
- 17– 1c turn 1cnr RH | pass Rsh ; turn 2cnr RH | pass Rsh to (2,1,3)
- 25– Circle6 and back



Elinor M Vandegrift, RSCDS Graded Book 2.18

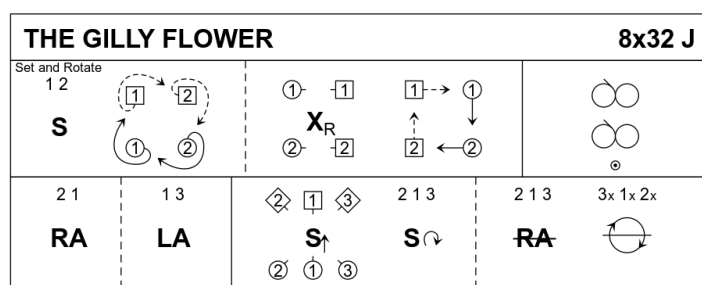
3C/4C longwise set.

38 THE GILLY FLOWER

J32 · 3/4L

P Roberts: RSCDS XXXVI 8 · Crib: E-cribs · Diagram: Keith Rose's Diagrams

- 1– 1c+2c Set&Rotate (set | cast 1 place clw in square ; change place RH with P | chase 1 place clw) (2,1,3)
- 9– Parallel Reels3 on own sides (1c Lsh to 3c), 2W & 1M face out into
- 17– 2c+1c RHA (to sidelines) ; 1c+3c LHA
- 25– All set advancing into a small circle (no hands) | set swiveling R ¾ ; ½ RHA (6 hands) into chase to (2,1,3).



P Roberts, RSCDS Book 36.8

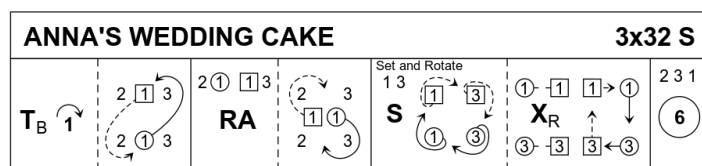
3C/4C longwise set.

39 ANNA'S WEDDING CAKE

S32 · 3/3L

Brenda Janssen: Celebrate Fifty Years of Dancing with the Boston Branch · Crib: E-cribs · Diagram: Keith Rose's Diagrams

- 1– 1c turn BH, cast off one (2c up) ; ½ Fig8 R (M down, W up) (2,1x,3)
- 9– Teapots R (2c+1M & 1W+3c RHA) (2,1x,3) ; 1c ½ Fig8 L (M down, W up) (2,1,3)
- 17– 1c+3c Set&Rotate (set to P | cast 1 place clw ; change place RH with P | chase 1 place clw)
- 25– 2c+3c+1c circle6 and back



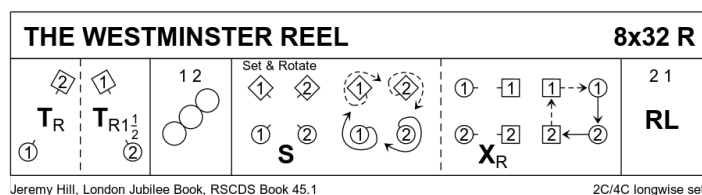
Brenda Janssen, 1996, Boston 50

3C/3C longwise set.

40 THE WESTMINSTER REEL R32 · 2/4L

Jeremy Hill: RSCDS XLV 1 · Crib: E-cribs · Diagram: Keith Rose's Diagrams

- 1– 1M+2W turn RH to places ; 1W+2M turn RH 1½ to face P for
- 9– 1c+2c Rsh diagonal Reel4, all ending in own places
- 17– 1c+2c Set&Rotate (set diagonally | cast 1 place clw ; change RH with P | chase 1 place clw)
- 25– 2c+1c R&L

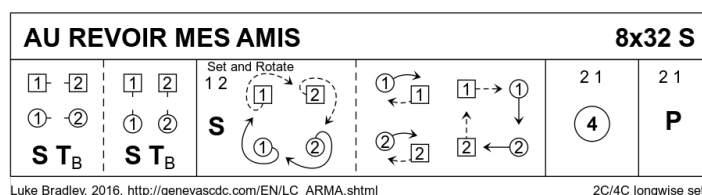


note the difference: the standard Set&Rotate starts with set to P

41 AU REVOIR MES AMIS S32 · 2/4L

Luke Bradley · Crib: E-cribs · Diagram: Keith Rose's Diagrams

- 1-- 1c set to 2c | turn opposite BH ; All set to P | turn P BH and face in diagonally
- 9-- Set and rotate (no hands) (2,1)
- 17-- Circle4 and back
- 25-- Poussette (2,1)



42 CAPTAIN HENDERSON'S HORNPIPE R32 · 3/3L

John McLennan: Hunter Valley Book of Dances · Crib: MiniCrib

- 1-8 2s LSh reels of 3 across (Lady with 2s & Man with 3s)
- 9-16 2s reel of 3 on sides giving LSh to person on their Left
- 17-24 1s+2s 1/2 R&L, 1s+3s 1/2 R&L
- 25-32 1s turn RH **while** 2s & 3s cross RH & all circle 6H round to Left

43 FIGURE IT OUT R32 · 3/3L

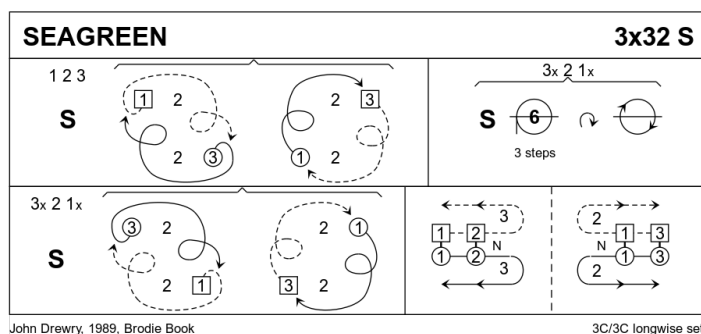
Roy Goldring: Graded and Social Dances 3 - 16 Dances · Crib: MiniCrib

- 1-8 1s dance 1/2 Fig of 8 round 2s, 1M+2L turn LH 1.1/4 times **while** 1L+2M turn RH 1.1/4 times
- 9-16 1s in prom hold dance reel of 3 across with 2s (RSh to 2M to start) & 1s end in middle facing down
- 17-24 1M dances LH & RH across with 2L+3L **while** 1L dances RH & LH across with 2M+3M 1s & 3s ending in middle facing up
- 25-32 1s followed by 3s dance up & cast to 3rd/2nd places & 1s dance 1/2 Fig of 8 round 3s

44 SEAGREEN S32 · 3/3L

John Drewry: Summer Collection 1989 · Crib: E-cribs · Diagram: Keith Rose's Diagrams

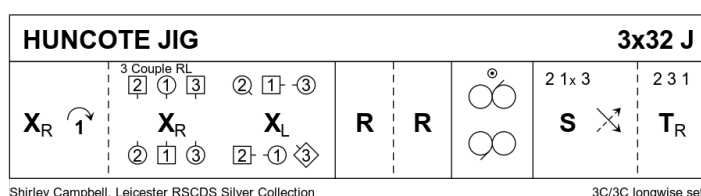
- 1– 1c+2c+3c set | {1M+3W petronella-turn to finish BtoB between 2c with 1M facing up and 3W facing down ; dance through P's place | cast R to exchanged places} **while**{6} {1W+3M cast clw to other end ; petronella to finish BtoB with 3M facing up and 1W facing down | both dance out to exchanged places (3x,2,1x)
- 9– All set, circle6 L. On [14], all drop hands, dance into the centre pulling Rsh back to face out, and dance clw to starting places (3x,2,1x)
- 17– 3c+2c+1c repeat figure [1-8] to (1,2,3)
- 25– 2c followed by 1c dance down NHJ between 3c and cast up to 1pl / 2pl ; 1c with 3c following dance up NHJ between 2c and cast off to 3pl / 2pl (to 2,3,1)



45 HUNCOTE JIG J32 · 3/3L

Shirley Campbell: The Silver Collection [Leicester 2002] · Crib: MiniCribbs · Diagram: Keith Rose's Diagrams

- 1-4 1s cross RH & cast to 2nd places
- 5-16 2s+1s+3s dance 3 couple R&L 2(1)3
- 17-24 1s dance reel of 3 on sides, (1L RSh to 3M, 1M RSh to 2L)
- 25-32 All set & 1s cross down to 3rd place **while** 3s dance up to 2nd place. All turn partners RH 2 3 1

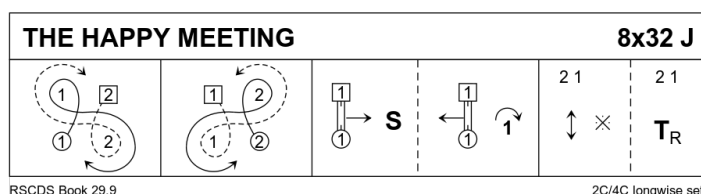


27.02.2019

46 THE HAPPY MEETING J32 · 2/4L

RSCDS XXIX 9 · Crib: E-cribs · Diagram: Keith Rose's Diagrams

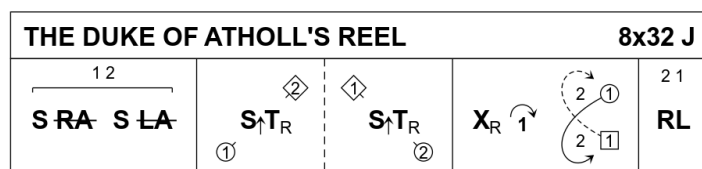
- 1– 1M+2W cross and dance $\frac{3}{4}$ Lsh round P, pass down/up Rsh, cast R round standing M/W to places
- 9– 1W+2M repeat (other shoulders)
- 17– 1c slip down the middle | set (1M starts L foot) ; slip to top | cast off (2c up)
- 25– 2c+1c A&R (all clap) ; turn P RH



47 THE DUKE OF ATHOLL'S REEL J32 · 2/4L

Skillern: RSCDS XVI 3 · Crib: E-cribs · Diagram: Keith Rose's Diagrams

- 1– 1c+2c set, ½ RHA ; set, ½ LHA
 9– 1M+2W set advancing, turn RH ;
 1W+2M repeat
 17– 1c cross RH, cast off (2c up) ; ½ Fig8
 up round 2c
 25– 2c+1c R&L.



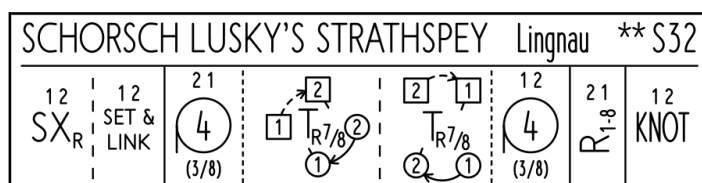
Skillern, 1776, RSCDS Book 16.3

2C/4C longwise set.

48 SCHORSCH LUSKY'S STRATHSPEY S32 · 2/4L

Anselm Lingnau · Crib: SCDDDB Contributed Cribs & Diagrams · Diagram: SCDDDB Contributed Cribs & Diagrams

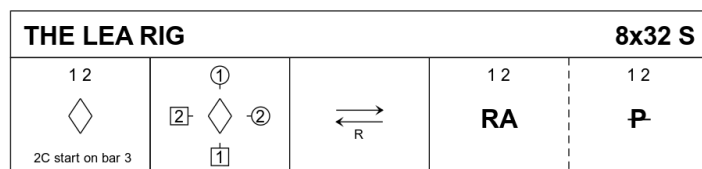
- 1-8 1C+2C set ; cross R | set & link
 9-16 2C+1C dance »4 hands round
 w/crossing turns«: 2C+1C circle L ;
 1M+2W turn R *while* 1W+2M chase
 cw ; 1M+2W chase cw *while* 1W+2M
 turn R ; 2C+1C circle L [fin w/nearer
 H joined, 2C facing down, 1C up]
 17-24 2C+1C set ; cross R w/facing person | set & link [1C facing down, 2C up, fin in own sidelines]
 25-32 1C+2C Knot



49 THE LEA RIG S32 · 2/4L

RSCDS XXI 5 · Crib: E-cribs · Diagram: Keith Rose's Diagrams

- 1-16 1c+2c full Petronella (2c step up on
 [1-2] and join in, one place behind 1c.
 On [15-16] 2c petronella to 2pl).
 17– 1c lead down the middle and up
 25– 1c+2c RHA, end on diagonal ;
 ½Poussette.



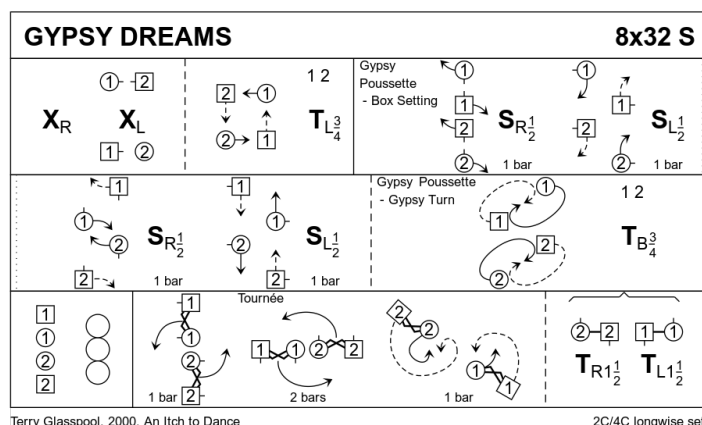
RSCDS Book 21.5

2C/4C longwise set.

50 GYPSY DREAMS S32 · 2/4L

Terry Glasspool: *An Itch to Dance* · Crib: *E-cribs* · Diagram: *Keith Rose's Diagrams*

- 1– 1c cross RH and face down | 1c+2c ½ LH turn on the sides ; all chase cclw one place | all turn P ¾ LH into a line across (W BtoB)
- 9– Gypsy Pousette, as follows.
- 9-12 (Box setting) All set R and swivel R ¼ »on the hop« to face away from P, all set L and swivel R ¼. to face in | all set R (M passing BtoB) and swivel R ¼, all set L and do not swivel. Partners finish facing away from each other but are not lined up BtoB.
- 13-16 (Gypsy turn) All starting to their own R, dance around P halfway and melt into turn ¾ BH to finish facing P in a line across, M in the middle.
- 17– Reel4 across the dance. On [24] the M dance ¼ around each other, Lsh to Lsh, **while{}** the W extend the loops to join P in promhold, all forming a line across, 1c facing up, 2c down.
- 25– [25] 1c+2c Promenade ¼ around each other (M staying Lsh to Lsh), into the last 7 bars of the Tournée.



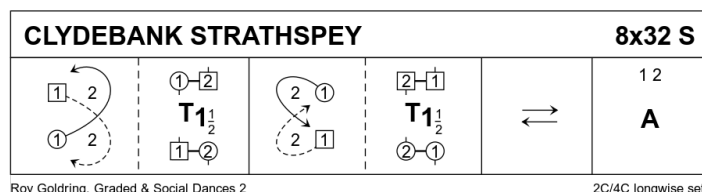
Notes: In [9-12] each C follows the edges of a square:

Music: A smooth strathspey for example: »Birks of Invermay« by Tersipchore

51 CLYDEBANK STRATHSPEY S32 · 2/4L

Roy Goldring: *Graded and Social Dances 2 - 23 Dances* · Crib: *E-cribs* · Diagram: *Keith Rose's Diagrams*

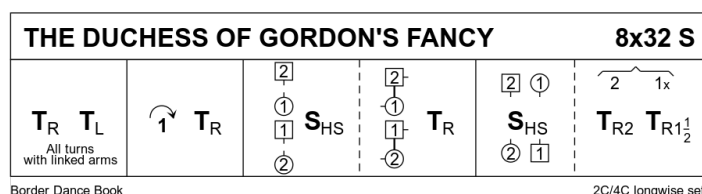
- 1– 1c cross down into ½ Fig8 and face in ; on sideline turn EH 1½ (2,1x)
- 9– 1c cast up into into ½ Fig8 and face out ; on sideline turn EH 1½ (1,2)
- 17– 1c lead down the middle and up
- 25– 1c+2c Allemande (2,1)



52 THE DUCHESS OF GORDON'S FANCY S32 · 2/4L

Border Dance Book · Crib: *E-cribs* · Diagram: *Keith Rose's Diagrams*

- 1-- 1c turn RArmsLinked ; repeat LArmsLinked
- 9-- 1c cast off and meet (2c up) ; 1c turn RArmsLinked moving to between 2c, finishing BtoB facing opposite side
- 17-- All set to P H.Schottische ; 1W+2M & 1M+2W turn RArmsLinked to (2,1x)
- 25-- All set to P H.Schottische ; 2c & 1c RArmsLinked turn to (2,1) (2c turn twice)

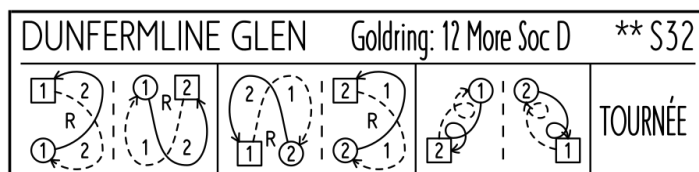


53 DUNFERMLINE GLEN S32 · 2/4L

Roy Goldring: 22 Social Dances by Roy Goldring with Music · Crib: E-cribs · Diagram: SCDDDB Contributed Cribes & Diagrams

intended for a 3c set

- 1– 1c lead down, cross and cast to top (1x,2) ; 1M+2W lead between Ps, cross and cast back to W side
- 9– 1W+2M lead between Ps, cross and cast back to M side ; 2c lead down, cross and cast up (2x,1x)
- 17– 1M+2W pass Rsh and curve to face each other | pull back Rsh and dance to original places ; 1W+2M repeat (1,2)
- 25– Tournée (2,1)

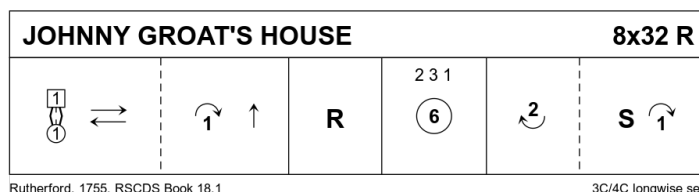


13.03.2019

54 JOHNNY GROAT'S HOUSE R32 · 3/4L

David Rutherford: RSCDS XVIII 1 · Crib: E-cribs · Diagram: Keith Rose's Diagrams

- 1– 1c (BHJ) slip down the middle and back ; cast off one (2c up) and join BH
- 9– 1c repeat with 3c, finish in 3pl
- 17– 2c+3c+1c circle6 and back
- 25– 1c lead up to top ; set | cast off to 2pl (3c down)

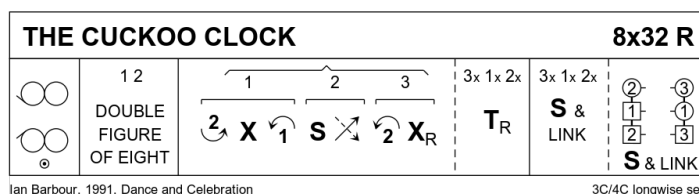


Note: against tradition and the original text the 2006 Manual tells 2c+3c to step down on [27-28], and 2c to step up on [30-31]. Serious protest has been voiced.

55 THE CUCKOO CLOCK R32 · 3/4L

Ian Barbour: Dance and Celebration · Crib: E-cribs · Diagram: Keith Rose's Diagrams

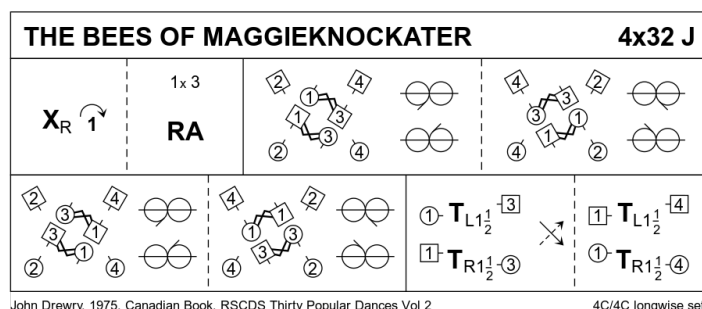
- 1– 1c+2c+3c mirror Reels3 on the sides (2c start out and up)
- 9– 1c+2c DbIFig8 (1c start crossing down)
- 17– 1c cross down to 3plx & cast up to 2plx
while{4} 2c set+cross down to 3plx
while{4} 3c cast up to 1pl and cross ;
 all turn RH (3x,1x,2x)
- 25– 3c+1c+2c S&Link twice



56 THE BEES OF MAGGIEKNOCKATER J32 · 4/4L

John Drewry: *Thirty Popular Dances, Volume Two* · Crib: *E-cribs* · Diagram: *Keith Rose's Diagrams*

- 1– 1c cross RH | cast off (2c up) ; 1c+3c RHA, finish as pairs 1M+3W & 3M+1W facing out on W/M side in promhold
- 9– Pairs+ 2c+4c Rsh ½Reels3 on sides ; pairs meet & take P in promhold for Lsh ½Reels3 on sides
- 17– Meet and repeat (as pairs Rsh ½Reels3 ; with P Lsh ½Reels3)
- 25– 1c (passing inside) turn 3c 1½ Easy Hand ; 1c cross and passing inside turn 4c EH 1½ (to 2,3,4,1)



57 CATHERINE WHEELS R32 · 4/4L

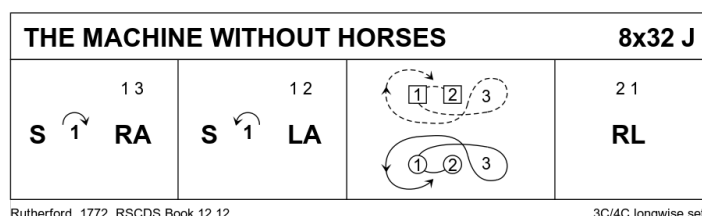
Black · Crib: *MiniCrib*s

- 1-8 1s & 4s set & petronella turn into centre **while** 2s & 3s step up/down, 1s+2s also 3s+4s dance RH across
- 9-16 1s & 4s set & petronella turn to 2nd/3rd place opposite sides, 1s+4s dance LH across to end facing corners
- 17-24 All set & pass facing person RSh, 2s+3s dance LH across 1/2 way to end facing corners & pass facing person RSh
- 25-32 1s+4s dance LH across, all (on opp sides) set & cross RH. 3 1 4 2

58 THE MACHINE WITHOUT HORSES J32 · 3/4L

David Rutherford: *RSCDS XII 12* · Crib: *E-cribs* · Diagram: *Keith Rose's Diagrams*

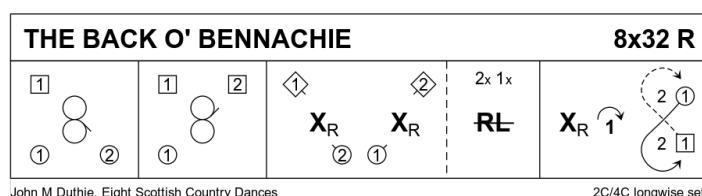
- 1– 1c set | cast off (2c up) ; 1c+3c RHA
- 9– 1c set | cast up (2c down) ; 1c+2c LHA
- 17– 1c followed by 2c dance between 3c, cast up round them, dance up, 1c cast off to 2pl, **while** 2c dance into 1pl (no loops)
- 25– 2c+1c R&L



59 THE BACK O' BENNACHIE R32 · 2/4L

John M Duthie: *Eight Scottish Country Dances* · Crib: *E-cribs* · Diagram: *Keith Rose's Diagrams*

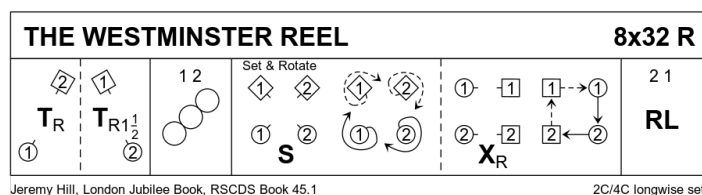
- 1– 1c+2M Reel3 across the dance, 2M starting by giving Rsh to 1W
- 9– 1c+2W Reel3 across the dance, 2W starting by giving Lsh to 1M
- 17– 1W+2M cross RH, 1M+2W cross RH ; 2c+1c dance half R&L
- 25– 1c cross RH, cast one place ; dance ½ Fig8 round 2c



60 THE WESTMINSTER REEL R32 · 2/4L

Jeremy Hill: RSCDS XLV 1 · Crib: E-cribs · Diagram: Keith Rose's Diagrams

- 1– 1M+2W turn RH to places ; 1W+2M turn RH 1½ to face P for
- 9– 1c+2c Rsh diagonal Reel4, all ending in own places
- 17– 1c+2c Set&Rotate (set diagonally | cast 1 place clw ; change RH with P | chase 1 place clw)
- 25– 2c+1c R&L



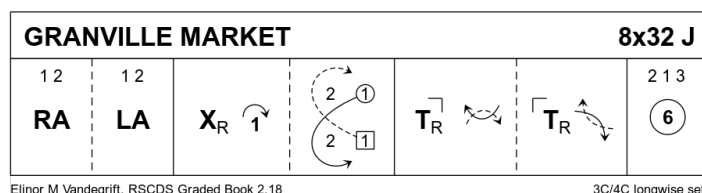
note the difference: the standard Set&Rotate starts with set to P

20.03.2019

61 GRANVILLE MARKET J32 · 3/4L

Elinor M Vandegrift: A Second Book of Graded Scottish Country Dances · Crib: E-cribs · Diagram: Keith Rose's Diagrams

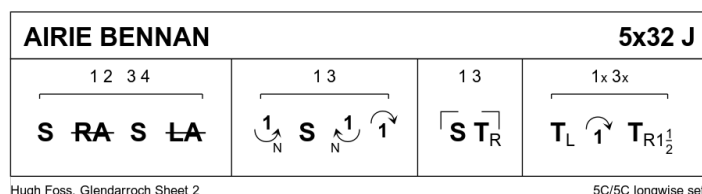
- 1– 1c+2c RHA, LHA
- 9– 1c cross RH | cast (2c up) ; ½ Fig8 up to face 1cnr
- 17– 1c turn 1cnr RH | pass Rsh ; turn 2cnr RH | pass Rsh to (2,1,3)
- 25– Circle6 and back



62 AIRIE BENNAN J32 · 5/5L

Hugh Foss: Glendarroch Scottish Dance Sheets · Crib: E-cribs · Diagram: Keith Rose's Diagrams

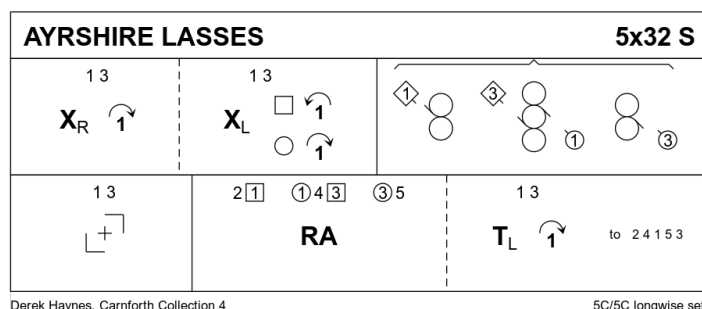
- 1– 1c+2c & 3c+4c set | ½ RHA ; set | ½ LHA, 1c & 3c finish NHJ facing down
- 9– 1c+3c dance down | set to P ; dance up | cast to face 1cnrs (2c+4c up)
- 17– 1c+3c set to and turn 1cnrs RH ; set to and turn 2cnrs RH
- 25– 1c+3c turn LH | cast off on opposite sides (4c+5c up) ; turn RH 1½ (to 2,4,1,5,3)



63 AYRSHIRE LASSES S32 · 5/5L

Derek Haynes: Carnforth Collection of SC Dances 4 · Crib: E-cribs · Diagram: Keith Rose's Diagrams

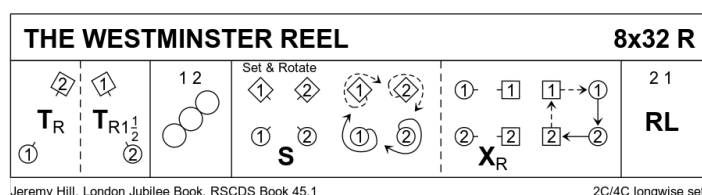
- 1– 1c+3c cross RH, cast off one (2c+4c up) ; cross LH, cast L and finish in the middle, 1M & 3W having passed Lsh
- 9– Reels across: 1M+3W+4c Reel4 **while** {8} 1W+2c & 3M+5c Reels3, start and finish facing 1cnr
- 17– 1c+3c Turn CPCP into
- 25– RHA for: 1W+2c and 1M+4c+3W and 3M+5c ; 1c+3c turn P LH and cast off on own side (4c+5c up) (to 2,4,1,5,3)



64 THE WESTMINSTER REEL R32 · 2/4L

Jeremy Hill: RSCDS XLV 1 · Crib: E-cribs · Diagram: Keith Rose's Diagrams

- 1– 1M+2W turn RH to places ; 1W+2M turn RH 1½ to face P for
- 9– 1c+2c Rsh diagonal Reel4, all ending in own places
- 17– 1c+2c Set&Rotate (set diagonally | cast 1 place clw ; change RH with P | chase 1 place clw)
- 25– 2c+1c R&L

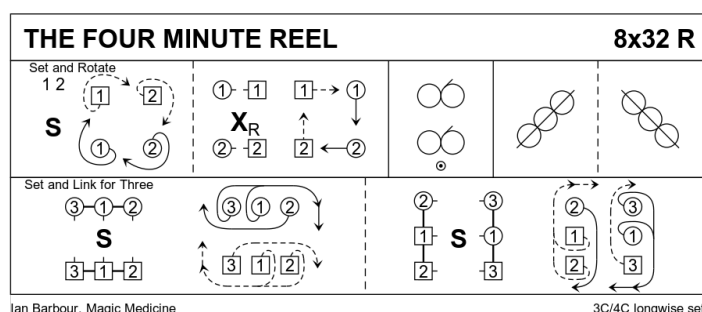


note the difference: the standard Set&Rotate starts with set to P

65 THE FOUR MINUTE REEL R32 · 3/4L

Ian Barbour: Dance and Celebration · Crib: E-cribs · Diagram: Keith Rose's Diagrams

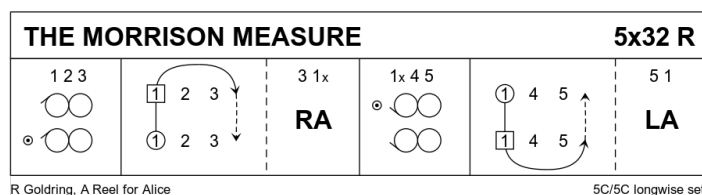
- 1– 1c+2c Set&Rotate (set diagonally | cast 1 place clw ; change place RH with P | chase 1 place clw)
- 9– Reels3 on own side, Rsh to 2c, finish facing 1cnr
- 17– ½Reel4 with 1cnrs ; repeat with 2cnrs (to 3x,1x,2x)
- 25– 2c+1c+3c S&Link3 twice (2,1,3)



66 THE MORRISON MEASURE R32 · 5/5L

Roy Goldring: *A Reel for Alice and Other Social Dances* · Crib: *E-cribs* · Diagram: *Keith Rose's Diagrams*

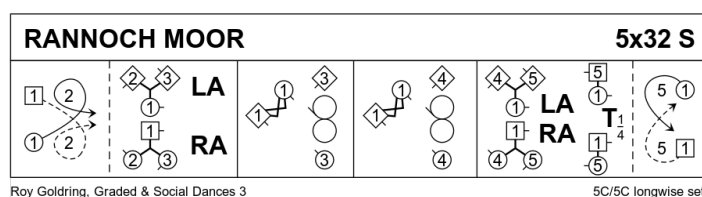
- 1– 1c+2c+3c Rsh Reels3 on the sides, 1W finishes facing out
- 9– 1W, 1M following, casts off 2 and crosses (2c+3c up) ; 3c+1c RHA, 1W faces out (2,3,1x,4,5)
- 17– 1c+4c+5c Lsh Reels3 on the sides, 1W finishes facing out
- 25– 1W, 1M following, casts off 2 and crosses (4c+5c up) ; 5c+1c LHA (2,3,4,5,1)



67 RANNOCH MOOR S32 · 5/5L

Roy Goldring: *Graded and Social Dances 3 - 16 Dances* · Crib: *E-cribs* · Diagram: *Keith Rose's Diagrams*

- 1– 1c ½ Fig8 round 2c (2c up on [1-2]) finish NHJ facing down ; 1M+2W+3W LHA **while**{4} 1W+2M+3M RHA
- 9– 1c in promhold +3c RshReel3 across (3c finish in 2pl)
- 17– 1c in promhold +4c RshReel3 across (4c finish in 3pl)
- 25– 1M+4W+5W LHA **while**{4} 1W+4M+5M RHA ; 1c split and cast up into ½ Fig8 round 5c (5c up on [31-32]) (2,3,4,5,1)

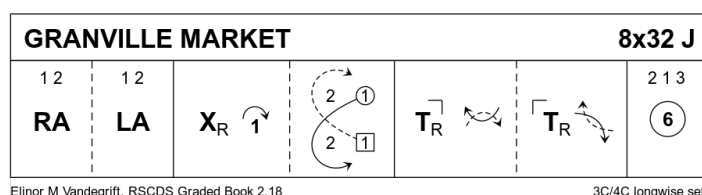


27.03.2019

68 GRANVILLE MARKET J32 · 3/4L

Elinor M Vandegrift: *A Second Book of Graded Scottish Country Dances* · Crib: *E-cribs* · Diagram: *Keith Rose's Diagrams*

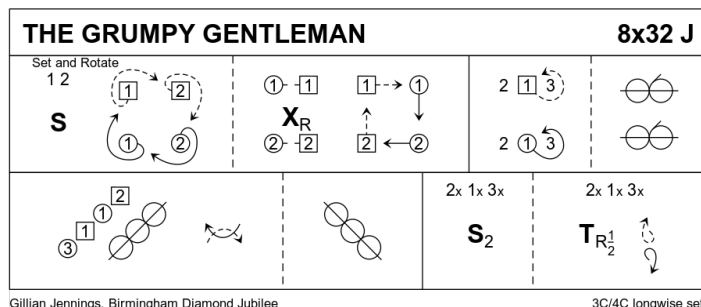
- 1– 1c+2c RHA, LHA
- 9– 1c cross RH | cast (2c up) ; ½ Fig8 up to face 1cnr
- 17– 1c turn 1cnr RH | pass Rsh ; turn 2cnr RH | pass Rsh to (2,1,3)
- 25– Circle6 and back



69 THE GRUMPY GENTLEMAN J32 · 3/4L

Gillian Jennings: Birmingham Diamond Jubilee Dance Book - 1946-2006 · Crib: MiniCribbs · Diagram: Keith Rose's Diagrams

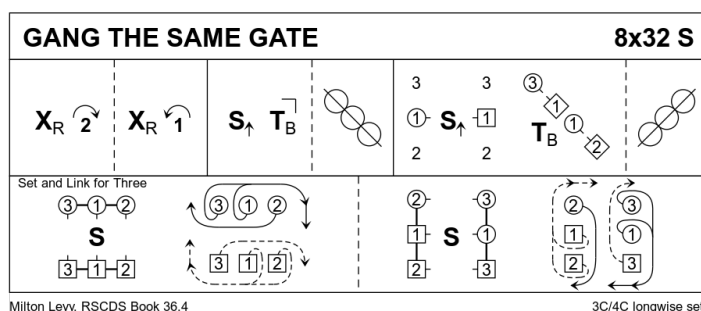
- 1-8** 1s+2s Set & Rotate :
Set, rotate singly & dance on 1 place clockwise, change places RH on sides & dance on 1 place to own sides (1s in 2nd pl)
- 9-16** 1s dance LSh round 3s & dance 1/2 reel of 3 on sides (RSh to 2s to start) & end facing 1st corners (pstrn)
- 17-24** 1s dance 1/2 diagonal reel of 4 with 1st corners, pass RSh & dance 1/2 diagonal reel with 2nd corners to end 2nd place opposite sides
- 25-32** All set twice & 1/2 turn partner, twirl & dance out to places



70 GANG THE SAME GATE S32 · 3/4L

Milton Levy: RSCDS XXXVI 4 · Crib: E-cribs · Diagram: Keith Rose's Diagrams

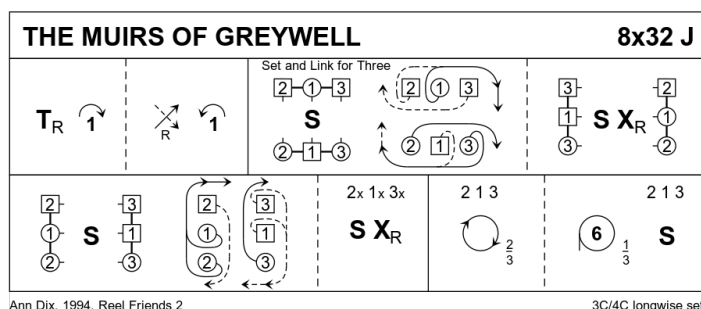
- 1-** 1c cross RH | cast off 2 (2c+3c up) ; 1c cross RH and cast up (3c down) to (2,1,3)
- 9-** 1c set passing Lsh | turn 1cnrs BH ; 1/2 Reel4 with 2cnrs, at end 1c curve R to between end cpl (M above facing W below)
- 17-** 1c set passing Lsh, turn 4cnr (2cnr persons) BH ; 1/2 Reel4 with 1cnrs, at end curve R to end as (3x,1x,2x)
- 25-** All S&Link3 ; repeat (2,1,3)



71 THE MUIRS OF GREYWELL J32 · 3/4L

Ann Dix: Reel Friends Book 2 · Crib: E-cribs · Diagram: Keith Rose's Diagrams

- 1--** 1c turn RH | cast (2c up) ; cross down RH | cast to 2plx (2,1,3)
- 9--** S&Link3 ; all set | cross RH
- 17--** S&Link3 ; all set | cross RH finishing facing out (2,1,3)
- 25--** All chase clw ; Circle6 (to 2,1,3) | all set



72 FIGURE IT OUT R32 · 3/3L

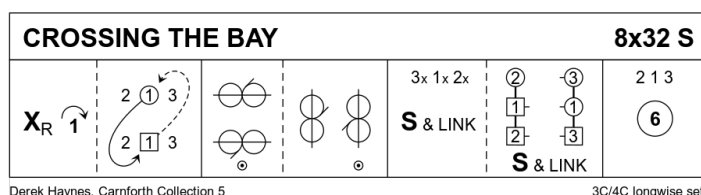
Roy Goldring: Graded and Social Dances 3 - 16 Dances · Crib: MiniCrib

- 1-8 1s dance 1/2 Fig of 8 round 2s, 1M+2L turn LH 1.1/4 times **while** 1L+2M turn RH 1.1/4 times
- 9-16 1s in prom hold dance reel of 3 across with 2s (RSh to 2M to start) & 1s end in middle facing down
- 17-24 1M dances LH & RH across with 2L+3L **while** 1L dances RH & LH across with 2M+3M 1s & 3s ending in middle facing up
- 25-32 1s followed by 3s dance up & cast to 3rd/2nd places & 1s dance 1/2 Fig of 8 round 3s

73 CROSSING THE BAY S32 · 3/4L

Derek Haynes: Carnforth Collection of SC Dances 5 · Crib: E-cribs · Diagram: Keith Rose's Diagrams

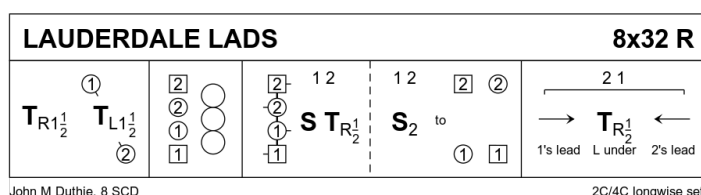
- 1- 1c cross RH | cast (2c up) ; 1c 1/2 Fig8 to R (W down, M up) (2,1,3)
- 9- Opposing 1/2 Reels3 on sides (1c starts in & R, i.e. Rsh to 4cnr), 2c+3c finish with loop ; opposing 1/2 Reels3 across (1c Lsh to 1cnr position) (3x,1x,2x)
- 17- S&Link3 ; repeat (2,1,3)
- 25- All circle6 and back.



74 LAUDERDALE LADS R32 · 2/4L

John M Duthie: Eight Scottish Country Dances · Crib: E-cribs · Diagram: Keith Rose's Diagrams

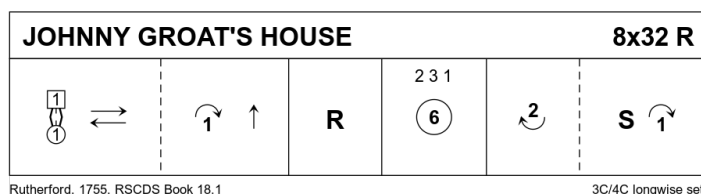
- 1- 1c turn RH 1 1/2 ; 1M+2M turn LH 1 1/2 to finish facing partners
- 9- 1c+2c Rsh Reel4 across, men finish using LH and give RH to partners to end in line of 4 across the dance 1M+2W facing down, others facing up
- 17- All set in line of 4 across and turn P RH 1/2 way round ; set again in lines of 4 across, men set and women move to nearest sideline with setting step to join P
- 25- 1c (from men's side) followed by 2c down the middle, women turn under, 2c+1c up the middle.



75 JOHNNY GROAT'S HOUSE R32 · 3/4L

David Rutherford: RSCDS XVIII 1 · Crib: E-cribs · Diagram: Keith Rose's Diagrams

- 1- 1c (BHJ) slip down the middle and back ; cast off one (2c up) and join BH
- 9- 1c repeat with 3c, finish in 3pl
- 17- 2c+3c+1c circle6 and back
- 25- 1c lead up to top ; set | cast off to 2pl (3c down)



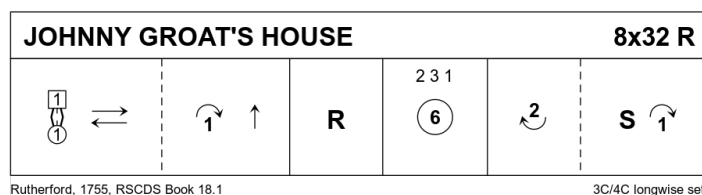
Note: against tradition and the original text the 2006 Manual tells 2c+3c to step down on [27-28], and 2c to step up on [30-31]. Serious protest has been voiced.

03.04.2019

76 JOHNNY GROAT'S HOUSE R32 · 3/4L

David Rutherford: RSCDS XVIII 1 · Crib: E-cribs · Diagram: Keith Rose's Diagrams

- 1– 1c (BHJ) slip down the middle and back ; cast off one (2c up) and join BH
- 9– 1c repeat with 3c, finish in 3pl
- 17– 2c+3c+1c circle6 and back
- 25– 1c lead up to top ; set | cast off to 2pl (3c down)

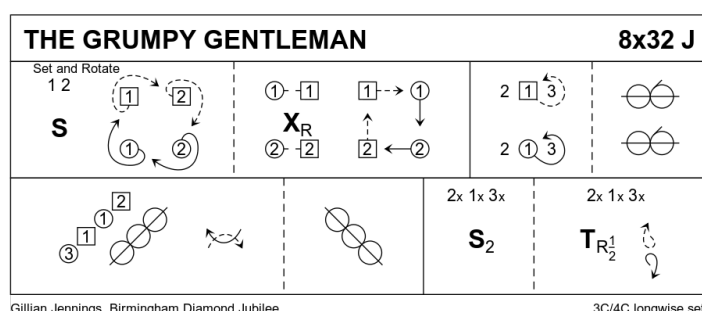


Note: against tradition and the original text the 2006 Manual tells 2c+3c to step down on [27-28], and 2c to step up on [30-31]. Serious protest has been voiced.

77 THE GRUMPY GENTLEMAN J32 · 3/4L

Gillian Jennings: Birmingham Diamond Jubilee Dance Book - 1946-2006 · Crib: MiniCribbs · Diagram: Keith Rose's Diagrams

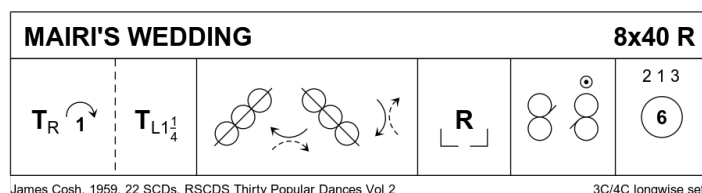
- 1-8 1s+2s Set & Rotate :
Set, rotate singly & dance on 1 place clockwise, change places RH on sides & dance on 1 place to own sides (1s in 2nd pl)
- 9-16 1s dance LSh round 3s & dance 1/2 reel of 3 on sides (RSh to 2s to start) & end facing 1st corners (pstn)
- 17-24 1s dance 1/2 diagonal reel of 4 with 1st corners, pass RSh & dance 1/2 diagonal reel with 2nd corners to end 2nd place opposite sides
- 25-32 All set twice & 1/2 turn partner, twirl & dance out to places



78 MAIRI'S WEDDING R40 · 3/4L

James B Cosh: Twenty Two SCD · Crib: E-cribs · Diagram: Keith Rose's Diagrams

- 1– 1c turn RH | cast (2c up) ; turn LH to face 1cnrs
- 9– 1c ½Reel4 with 1cnrs (pass P Lsh) ; Repeat with 2cnrs
- 17– Repeat with 3cnrs (1cnr person) ; Repeat with 4cnrs (2cnr person)
- 25– 1W+2c & 1M+3c Reels3 across, Lsh to 1cnr
- 33– 2c+1c+3c circle6 and back

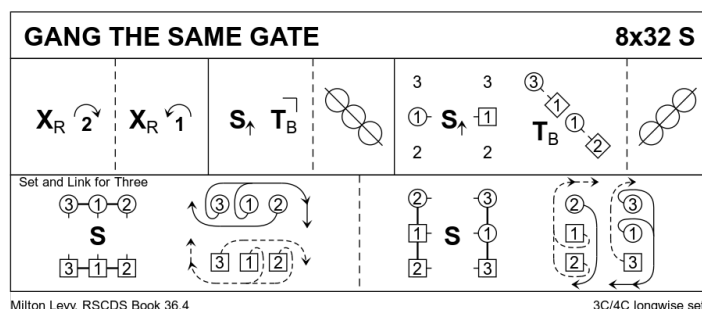


Note: Cosh explicitly tells 1c to pass Lsh in [9-24]; however the Rsh pass is quite common, and nicknamed »Mairi's Divorce«.

79 GANG THE SAME GATE S32 · 3/4L

Milton Levy: RSCDS XXXVI 4 · Crib: E-cribs · Diagram: Keith Rose's Diagrams

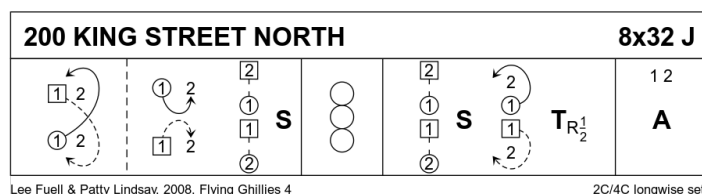
- 1– 1c cross RH | cast off 2 (2c+3c up) ; 1c cross RH and cast up (3c down) to (2,1,3)
- 9– 1c set passing Lsh | turn 1cnrs BH ; ½Reel4 with 2cnrs, at end 1c curve R to between end cpl (M above facing W below)
- 17– 1c set passing Lsh, turn 4cnr (2cnr persons) BH ; ½Reel4 with 1cnrs, at end curve R to end as (3x,1x,2x)
- 25– All S&Link3 ; repeat (2,1,3)



80 200 KING STREET NORTH J32 · 2/4L

Lee Fuell & Patricia Lindsay: The Flying Ghillies Collection Vol 4 · Crib: MiniCribbs · Diagram: Keith Rose's Diagrams

- 1-8 1s dance 1/2 fig 8 round 2s, 1M dances down to face 2L as 1L dances down to face 2M & all set
- 9-16 1s+2s dance reel of 4 across
- 17-24 1s+2s set & 1s cast up round 2s to 1st place opposite sides, 1s 1/2 turn RH & 2s step in ready for...
- 25-32 1s+2s dance Allemande



81 A TOUCH OF DISBLAIR R32 · 2/4L

John Drewry: New Dances by John Drewry 2003 · Crib: MiniCribbs

- 1-8 1M+2L 1/2 turn & twirl to change places, 1L+2M 1/2 turn & twirl to change places
- 9-16 2s+1s dance RH across, turn partners 2H 1.1/2 times to 2s facing down & 1s up
- 17-24 2s+1s circle 4H round & back
- 25-32 1s dance Fig of 8 round 2s

82 TWENTY-FOUR SEVEN R32 · 2/4L

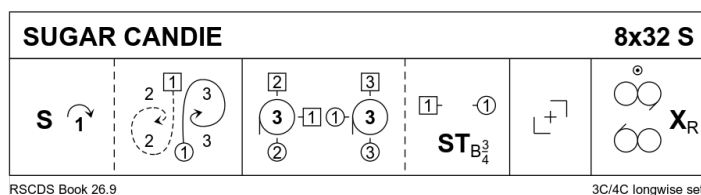
John Drewry: New Dances by John Drewry 2003 · Crib: MiniCribbs

- 1-8 1s dance 1/2 Fig of 8 round 2s **while** 2s set & cross RH, 1s in prom hold dance 1/2 reel of 3 across with 2s giving RSh to 2L (on Men's side)
- 9-16 1s followed by 2s lead down the middle & 2s followed by 1s lead up
- 17-24 2s cast to 2nd place, cross up & 'cast' to 1st place **while** 1s cross up & cast to 2nd places, 2s+1s set & turn 2H to face down/up
- 25-32 2s+1s circle 4H round & back

83 SUGAR CANDIE S32 · 3/4L

RSCDS XXVI 9 · Crib: E-cribs · Diagram: Keith Rose's Diagrams

- 1– 1c set | cast off (2c up), pass Lsh and cast R round 1cnr, to finish BtoB in the centre, M facing down, W up
- 9– 1W+2c & 1M+3c circle3, at end 1c swivels R to face P ; 1c set, turn $\frac{3}{4}$ BH to face 1cnrs (open out with 1M using RH to assist P)
- 17– Turn CPCP
- 25– Reels3{6} with corners, Lsh to 1cnr, 1c cross RH to (2,1,3)

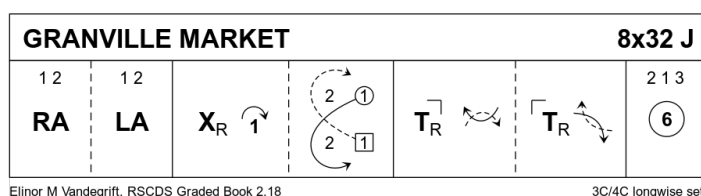


10.04.2019

84 GRANVILLE MARKET J32 · 3/4L

Elinor M Vandegrift: A Second Book of Graded Scottish Country Dances · Crib: E-cribs · Diagram: Keith Rose's Diagrams

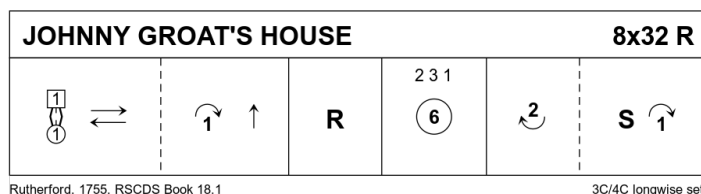
- 1– 1c+2c RHA, LHA
- 9– 1c cross RH | cast (2c up) ; $\frac{1}{2}$ Fig8 up to face 1cnr
- 17– 1c turn 1cnr RH | pass Rsh ; turn 2cnr RH | pass Rsh to (2,1,3)
- 25– Circle6 and back



85 JOHNNY GROAT'S HOUSE R32 · 3/4L

David Rutherford: RSCDS XVIII 1 · Crib: E-cribs · Diagram: Keith Rose's Diagrams

- 1– 1c (BHJ) slip down the middle and back ; cast off one (2c up) and join BH
- 9– 1c repeat with 3c, finish in 3pl
- 17– 2c+3c+1c circle6 and back
- 25– 1c lead up to top ; set | cast off to 2pl (3c down)

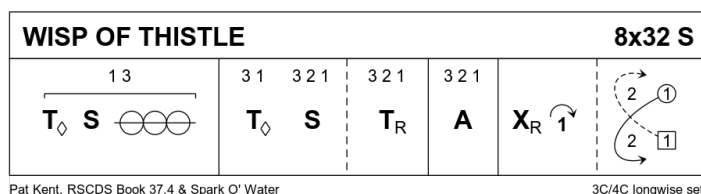


Note: against tradition and the original text the 2006 Manual tells 2c+3c to step down on [27-28], and 2c to step up on [30-31]. Serious protest has been voiced.

86 WISP OF THISTLE S32 · 3/4L

Pat Kent: RSCDS XXXVII 4 · Crib: E-cribs · Diagram: Keith Rose's Diagrams

- 1– 1c+3c Petronella to midline | set to P ; 1c+3c $\frac{1}{2}$ Reel4
- 9– 3c+1c Petronella to own side, 3c+2c+1c set ; all turn P RH into
- 17– 3c+2c+1c Allemande (1,2,3)
- 25– 1c cross RH, cast off one (2c up) ; $\frac{1}{2}$ Fig8 round 2c (2,1,3)

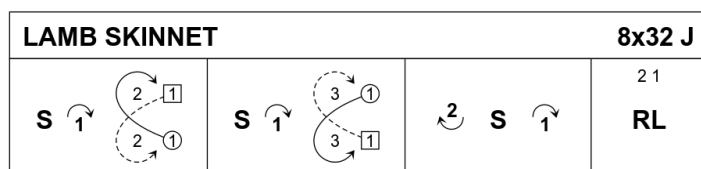


After their second turn, 1c casts to 4pl on [32] as 4c steps up

87 LAMB SKINNET J32 · 3/4L

Thompson (18C): RSCDS XIV 12 · Crib: E-cribs · Diagram: Keith Rose's Diagrams

- 1– 1c set, cast off one place (2c up), ½ Fig8 up round 2c (2,1x,3)
- 9– Repeat with 3c (2,3,1)
- 17– 1c lead to above top (in{1}, up{2}, out{1}) ; set to P | cast off (3c down) (2,1,3)
- 25– 2c+1c R&L



Thompson, 1751, RSCDS Book 14.12

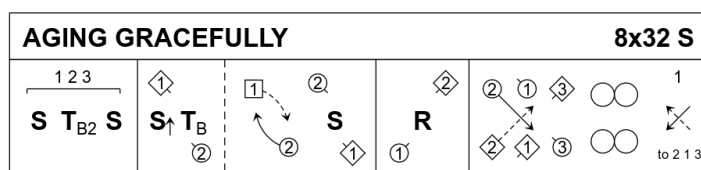
3C/4C longwise set.

If there is lack of space, 2c+3c may step down on [19-20], and 2c step up on [23-24]

88 AGING GRACEFULLY S32 · 3/4L

Carlyn Bromann: RSCDS XLVII 4 · Crib: E-cribs · Diagram: Keith Rose's Diagrams

- 1– All set | turn BH twice | set
- 9– 1W+2M set adv. | turn BH ; pass Rsh to exchanged places | set
- 17– 1M+2W repeat (2x,1x,3)
- 25– 2c cross down into Reels3 on sides, 1c start out and up, and cross up at end (2,1,3)



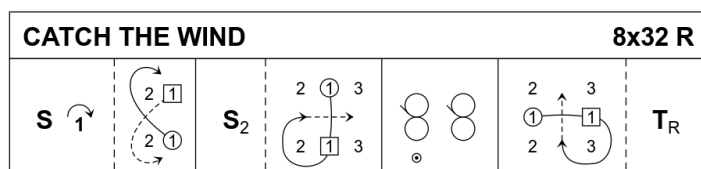
Carlyn Bromann, RSCDS Book 47.4

3C/4C longwise set.

89 CATCH THE WIND R32 · 3/4L

Romaine Butterfield: RSCDS XLV 5 · Crib: E-cribs · Diagram: Keith Rose's Diagrams

- 1– 1c set | cast off (2c up) ; ½ Fig8 up (2,1x,3)
- 9– 1c set twice, on [11-12] 1W swivels R to face out ; 1W (1M following) casts R round 2M and down middle to finish 1W between 3c facing 3M, and 1M between 2c facing 2M.
- 17– 1M+2c & 1W+3c Rsh reels3 across
- 25– 1W (1M following) casts R round 3M and cross to 2pl ; 1c turn RH (2,1,3)



Romaine Butterfield, 1983, Island Bay Collection, RSCDS Book 45.5

3C/4C longwise set.

The original tune is a hornpipe

90 SMOKE RINGS IN THE NIGHT S32 · 2/4L

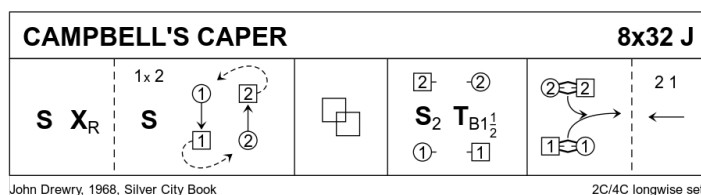
Terry Glasspool: Dances from the Seven Year Itch · Crib: MiniCrib

- 1-8 1M+2L turn RH, dance RSh round own partner (to change places) & circle 4H round to left
- 9-16 1s+2s (facing in diagonally) set, dance RH across 1/2 way & Set+Link with partner on sides
- 17-24 1L+2M turn RH, dance RSh round their own original place (to change places) & 2s+1s circle 4H round to left
- 25-32 2s+1s (facing in diagonally) set, dance RH across 1/2 way (end with partner facing the other couple), set & dance LH across 1/2 way

91 CAMPBELL'S CAPER J32 · 2/4L

John Drewry: *Silver City Book of SCD · Crib: E-cribs · Diagram: Keith Rose's Diagrams*

- 1– 1c set | cross RH ; 1c+2c set | 1W cast down as 2W cast up as both M cross (1c now on M side)
- 9– L-Chain
- 17– 1c+2c set to P (up/dn) twice ; Turn RH 1½
- 25– 1c followed by 2c (curve in from sideline) slip down the middle ; and back to (2,1)

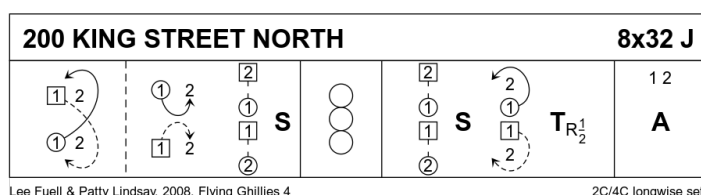


08.05.2019

92 200 KING STREET NORTH J32 · 2/4L

Lee Fuell & Patricia Lindsay: *The Flying Ghillies Collection Vol 4 · Crib: MiniCribbs · Diagram: Keith Rose's Diagrams*

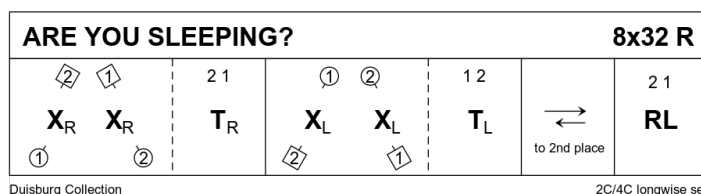
- 1-8 1s dance 1/2 fig 8 round 2s, 1M dances down to face 2L as 1L dances down to face 2M & all set
- 9-16 1s+2s dance reel of 4 across
- 17-24 1s+2s set & 1s cast up round 2s to 1st place opposite sides, 1s 1/2 turn RH & 2s step in ready for...
- 25-32 1s+2s dance Allemande



93 ARE YOU SLEEPING? R32 · 2/4L

The Duisburg Collection · Crib: E-cribs · Diagram: Keith Rose's Diagrams

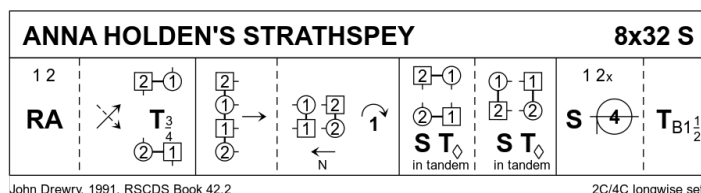
- 1– 1M+2W cross RH, 1W+2M cross RH ; 2c+1c turn RH
- 9– 1M+2W cross LH, 1W+2M cross LH ; 1c+2c turn LH
- 17– 1c down the middle (2c up) ; and up to 2pl
- 25– 2c+1c R&L



94 ANNA HOLDEN'S STRATHSPEY S32 · 2/4L

John Drewry: *RSCDS XLII 2 · Crib: E-cribs · Diagram: Keith Rose's Diagrams*

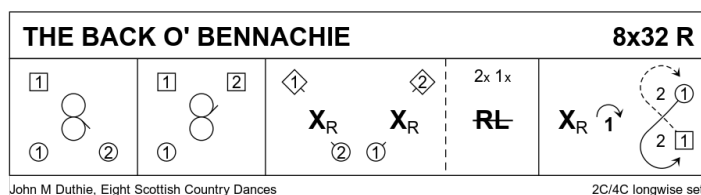
- 1– 1c+2c RHA (2c face out) ; 1c cross down, **while**{2} 2c cast up | 1M+2W & 2M+1W Turn ¾ easy hand to line4 across facing down (1c between 2c)
- 9– All dance down, on [12] 1c turns in and 2c meets, all NHJ ; 1c+2c dance up | 1c cast off to 2plx, **while**{2} 2c dance to 1pl (loop is usual)
- 17– All set | »petronella in tandem« ; repeat (to 1,2x)
- 25– All set | ½ Circle4 Left ; 1c turn BH 1½ to 2pl.



95 THE BACK O' BENNACHIE R32 · 2/4L

John M Duthie: *Eight Scottish Country Dances* · Crib: *E-cribs* · Diagram: *Keith Rose's Diagrams*

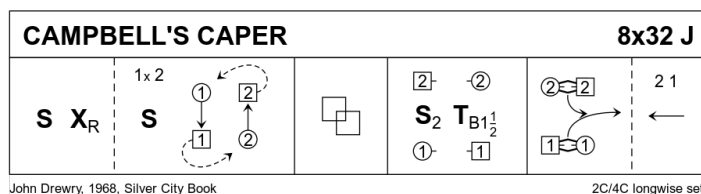
- 1– 1c+2M Reel3 across the dance, 2M starting by giving Rsh to 1W
- 9– 1c+2W Reel3 across the dance, 2W starting by giving Lsh to 1M
- 17– 1W+2M cross RH, 1M+2W cross RH ; 2c+1c dance half R&L
- 25– 1c cross RH, cast one place ; dance ½ Fig8 round 2c



96 CAMPBELL'S CAPER J32 · 2/4L

John Drewry: *Silver City Book of SCD* · Crib: *E-cribs* · Diagram: *Keith Rose's Diagrams*

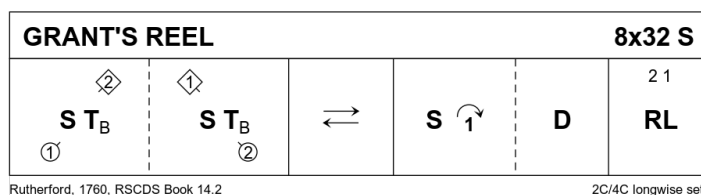
- 1– 1c set | cross RH ; 1c+2c set | 1W cast down as 2W cast up as both M cross (1c now on M side)
- 9– L-Chain
- 17– 1c+2c set to P (up/dn) twice ; Turn RH 1½
- 25– 1c followed by 2c (curve in from sideline) slip down the middle ; and back to (2,1)



97 GRANT'S REEL S32 · 2/4L

David Rutherford: *RSCDS XIV 2* · Crib: *E-cribs* · Diagram: *Keith Rose's Diagrams*

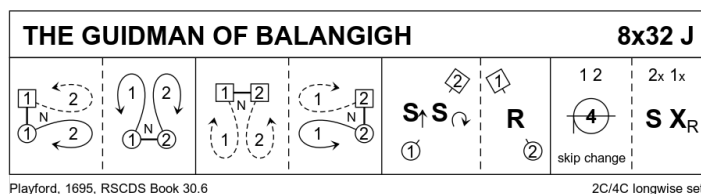
- 1– 1M+2W set advancing slightly | turn BH ; 1W+2M repeat
- 9– 1c lead down the middle and up
- 17– 1c set, cast one place (2c up), 1c dance BtoB
- 25– 2c+1c R&L



98 THE GUIDMAN OF BALANGIGH J32 · 2/4L

Playford: *RSCDS XXX 6* · Crib: *E-cribs* · Diagram: *Keith Rose's Diagrams*

- 1– 1c dance down one and cast up ; 1M+2M dance between the W and cast back
- 9– 1W+2W dance between M and cast back ; 2c dance up one and cast back
- 17– 1M+2W set advancing | twirl R and set back to place ; 1W+2M repeat
- 25– 1c+2c half circle4 L in skip change ; 2c+1c set | cross RH.

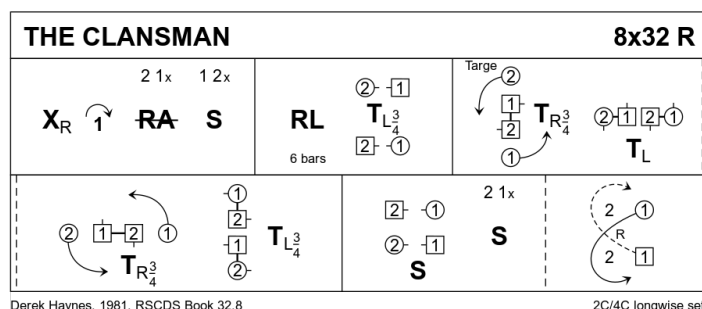


99 (ERST ALS STRATHSPEY GETANZT)

100 THE CLANSMAN R32 · 2/4L

Derek Haynes: RSCDS XXXII 8 · Crib: E-cribs · Diagram: Keith Rose's Diagrams

- 1– 1c cross RH | cast off (2c up) ; 2c+1c ½ RHA | set to P (1,2x)
 9– 1c+2c R&L, finish with ¾ LH turn into line across, the W in the centre:
 17– The Targe (1W+2W turn ¾ RH **while** {2} 1M+2M chase ¼ round cclw | 1M+2W & 1W+2M Turn LH ; repeat) finishing on sides (2,1x)
 25– 2c facing 1c set | all set to P ; 1c lead up, cross and cast to 2pl (2,1)

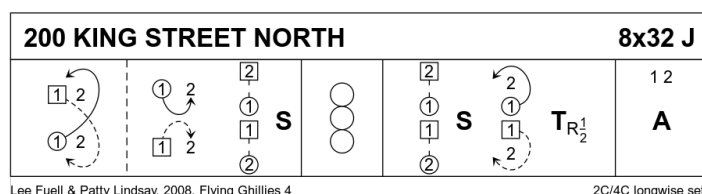


14.05.2019

101 200 KING STREET NORTH J32 · 2/4L

Lee Fuell & Patricia Lindsay: The Flying Ghillies Collection Vol 4 · Crib: MiniCrib · Diagram: Keith Rose's Diagrams

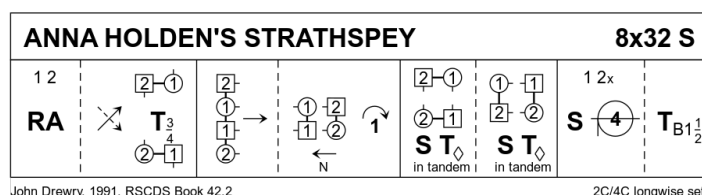
- 1-8 1s dance 1/2 fig 8 round 2s, 1M dances down to face 2L as 1L dances down to face 2M & all set
 9-16 1s+2s dance reel of 4 across
 17-24 1s+2s set & 1s cast up round 2s to 1st place opposite sides, 1s 1/2 turn RH & 2s step in ready for...
 25-32 1s+2s dance Allemande



102 ANNA HOLDEN'S STRATHSPEY S32 · 2/4L

John Drewry: RSCDS XLII 2 · Crib: E-cribs · Diagram: Keith Rose's Diagrams

- 1– 1c+2c RHA (2c face out) ; 1c cross down, **while**{2} 2c cast up | 1M+2W & 2M+1W Turn ¾ easy hand to line4 across facing down (1c between 2c)
 9– All dance down, on [12] 1c turns in and 2c meets, all NHJ ; 1c+2c dance up | 1c cast off to 2plx, **while**{2} 2c dance to 1pl (loop is usual)
 17– All set | »petronella in tandem« ; repeat (to 1,2x)
 25– All set | ½ Circle4 Left ; 1c turn BH 1½ to 2pl.



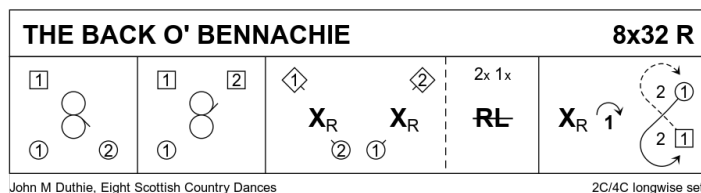
103 THE CELTIC REEL R16 · 3p

Derek Haynes: Dances of an Island Clan

104 THE BACK O' BENNACHIE R32 · 2/4L

John M Duthie: *Eight Scottish Country Dances* · Crib: *E-cribs* · Diagram: *Keith Rose's Diagrams*

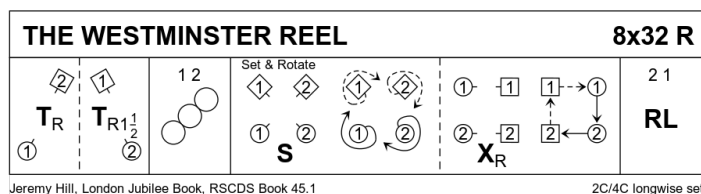
- 1– 1c+2M Reel3 across the dance, 2M starting by giving Rsh to 1W
- 9– 1c+2W Reel3 across the dance, 2W starting by giving Lsh to 1M
- 17– 1W+2M cross RH, 1M+2W cross RH ; 2c+1c dance half R&L
- 25– 1c cross RH, cast one place ; dance ½ Fig8 round 2c



105 THE WESTMINSTER REEL R32 · 2/4L

Jeremy Hill: *RSCDS XLV 1* · Crib: *E-cribs* · Diagram: *Keith Rose's Diagrams*

- 1– 1M+2W turn RH to places ; 1W+2M turn RH 1½ to face P for
- 9– 1c+2c Rsh diagonal Reel4, all ending in own places
- 17– 1c+2c Set&Rotate (set diagonally | cast 1 place clw ; change RH with P | chase 1 place clw)
- 25– 2c+1c R&L



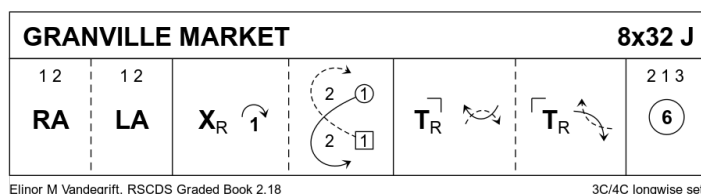
note the difference: the standard Set&Rotate starts with set to P

22.05.2019

106 GRANVILLE MARKET J32 · 3/4L

Elinor M Vandegrift: *A Second Book of Graded Scottish Country Dances* · Crib: *E-cribs* · Diagram: *Keith Rose's Diagrams*

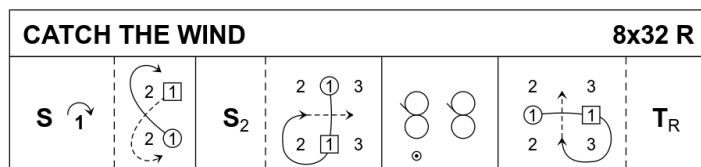
- 1– 1c+2c RHA, LHA
- 9– 1c cross RH | cast (2c up) ; ½ Fig8 up to face 1cnr
- 17– 1c turn 1cnr RH | pass Rsh ; turn 2cnr RH | pass Rsh to (2,1,3)
- 25– Circle6 and back



107 CATCH THE WIND R32 · 3/4L

Romaine Butterfield: RSCDS XLV 5 · Crib: E-cribs · Diagram: Keith Rose's Diagrams

- 1– 1c set | cast off (2c up) ; ½Fig8 up (2,1x,3)
- 9– 1c set twice, on [11-12] 1W swivels R to face out ; 1W (1M following) casts R round 2M and down middle to finish 1W between 3c facing 3M, and 1M between 2c facing 2M.
- 17– 1M+2c & 1W+3c Rsh reels3 across
- 25– 1W (1M following) casts R round 3M and cross to 2pl ; 1c turn RH (2,1,3)



Romaine Butterfield, 1983, Island Bay Collection, RSCDS Book 45.5

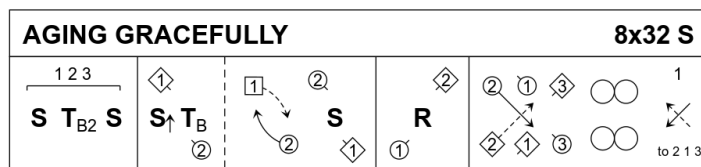
3C/4C longwise set.

The original tune is a hornpipe

108 AGING GRACEFULLY S32 · 3/4L

Carlyn Bromann: RSCDS XLVII 4 · Crib: E-cribs · Diagram: Keith Rose's Diagrams

- 1– All set | turn BH twice | set
- 9– 1W+2M set adv. | turn BH ; pass Rsh to exchanged places | set
- 17– 1M+2W repeat (2x,1x,3)
- 25– 2c cross down into Reels3 on sides, 1c start out and up, and cross up at end (2,1,3)



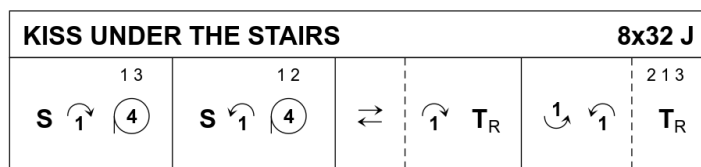
Carlyn Bromann, RSCDS Book 47.4

3C/4C longwise set.

109 KISS UNDER THE STAIRS J32 · 3/4L

Miss Milligan's Miscellany of Scottish Country Dances · Crib: E-cribs · Diagram: Keith Rose's Diagrams

- 1– 1c set, cast (2c up) ; 1c+3c circle4 L
- 9– 1c set and cast up (2c down) ; 1c+2c circle4 L
- 17– 1c lead down | up ; cast off (2c up) | turn RH and face down RHJ
- 25– 1c lead between 3c, cast up to 2pl ; 2c+1c+3c turn RH



RSCDS MMM 2.15

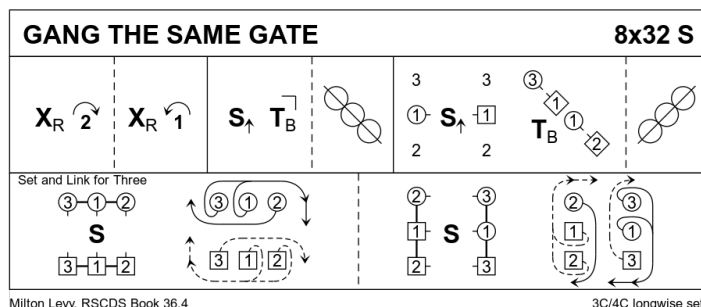
3C/4C longwise set.

Note: Changed by Miss Milligan; in »99 more SCD« the circle on[13-16] was to the R

110 GANG THE SAME GATE S32 · 3/4L

Milton Levy: RSCDS XXXVI 4 · Crib: E-cribs · Diagram: Keith Rose's Diagrams

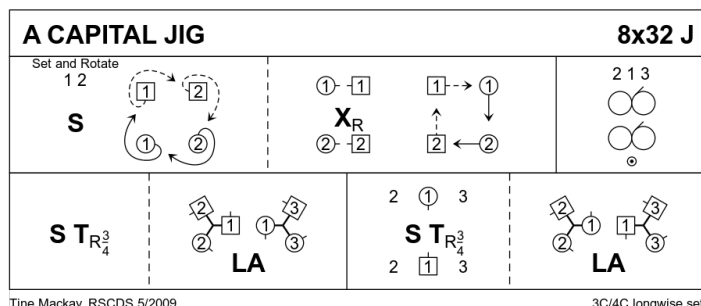
- 1– 1c cross RH | cast off 2 (2c+3c up) ; 1c cross RH and cast up (3c down) to (2,1,3)
- 9– 1c set passing Lsh | turn 1cnrs BH ; ½Reel4 with 2cnrs, at end 1c curve R to between end cpl (M above facing W below)
- 17– 1c set passing Lsh, turn 4cnr (2cnr persons) BH ; ½Reel4 with 1cnrs, at end curve R to end as (3x,1x,2x)
- 25– All S&Link3 ; repeat (2,1,3)



111 A CAPITAL JIG J32 · 3/4L

Tine E MacKay: Magazine Dances 2005-2009 · Crib: E-cribs · Diagram: Keith Rose's Diagrams

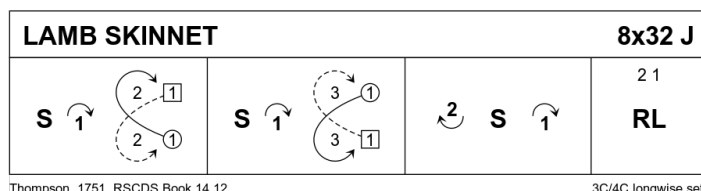
- 1– 1c+2c Set&Rotate, finish 1c facing 2c (2,1,3)
- 9– Rsh Reels3 on the sides
- 17– 1c set | turn ¾ RH ; 2c+1W & 1M+3c LHA (to 2,1x,3)
- 25– 1c set | turn ¾ RH ; 2c+1M & 1W+3c LHA (2,1,3)



112 LAMB SKINET J32 · 3/4L

Thompson (18C): RSCDS XIV 12 · Crib: E-cribs · Diagram: Keith Rose's Diagrams

- 1– 1c set, cast off one place (2c up), ½ Fig8 up round 2c (2,1x,3)
- 9– Repeat with 3c (2,3,1)
- 17– 1c lead to above top (in{1}, up{2}, out{1}) ; set to P | cast off (3c down) (2,1,3)
- 25– 2c+1c R&L



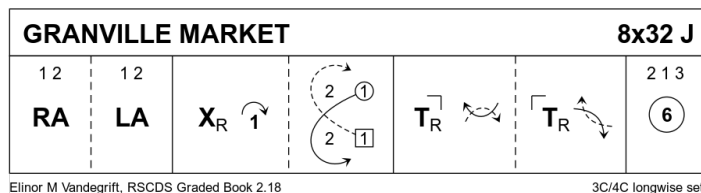
If there is lack of space, 2c+3c may step down on [19-20], and 2c step up on [23-24]

29.05.2019

113 GRANVILLE MARKET J32 · 3/4L

Elinor M Vandegrift: A Second Book of Graded Scottish Country Dances · Crib: E-cribs · Diagram: Keith Rose's Diagrams

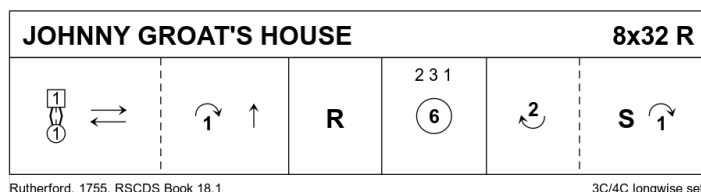
- 1– 1c+2c RHA, LHA
- 9– 1c cross RH | cast (2c up) ; ½ Fig8 up to face 1cnr
- 17– 1c turn 1cnr RH | pass Rsh ; turn 2cnr RH | pass Rsh to (2,1,3)
- 25– Circle6 and back



114 JOHNNY GROAT'S HOUSE R32 · 3/4L

David Rutherford: RSCDS XVIII 1 · Crib: E-cribs · Diagram: Keith Rose's Diagrams

- 1– 1c (BHJ) slip down the middle and back ; cast off one (2c up) and join BH
- 9– 1c repeat with 3c, finish in 3pl
- 17– 2c+3c+1c circle6 and back
- 25– 1c lead up to top ; set | cast off to 2pl (3c down)

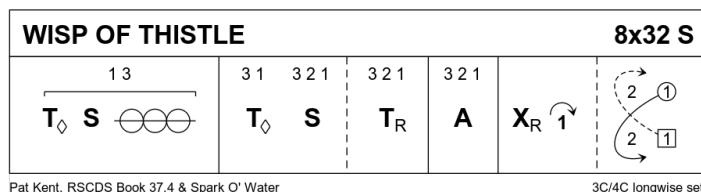


Note: against tradition and the original text the 2006 Manual tells 2c+3c to step down on [27-28], and 2c to step up on [30-31]. Serious protest has been voiced.

115 WISP OF THISTLE S32 · 3/4L

Pat Kent: RSCDS XXXVII 4 · Crib: E-cribs · Diagram: Keith Rose's Diagrams

- 1– 1c+3c Petronella to midline | set to P ; 1c+3c ½Reel4
- 9– 3c+1c Petronella to own side, 3c+2c+1c set ; all turn P RH into
- 17– 3c+2c+1c Allemande (1,2,3)
- 25– 1c cross RH, cast off one (2c up) ; ½ Fig8 round 2c (2,1,3)

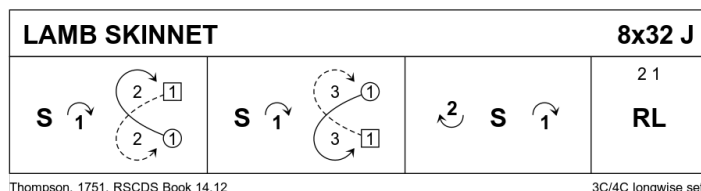


After their second turn, 1c casts to 4pl on [32] as 4c steps up

116 LAMB SKINNET J32 · 3/4L

Thompson (18C): RSCDS XIV 12 · Crib: E-cribs · Diagram: Keith Rose's Diagrams

- 1– 1c set, cast off one place (2c up), ½ Fig8 up round 2c (2,1x,3)
- 9– Repeat with 3c (2,3,1)
- 17– 1c lead to above top (in{1}, up{2}, out{1}) ; set to P | cast off (3c down) (2,1,3)
- 25– 2c+1c R&L



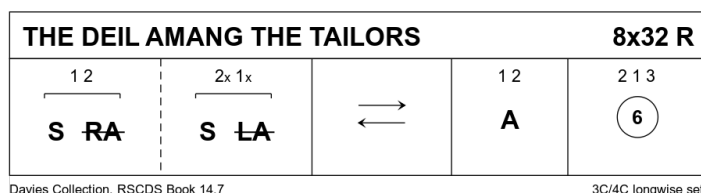
If there is lack of space, 2c+3c may step down on [19-20], and 2c step up on [23-24]

117 THE DEIL AMANG THE TAILORS

R32 · 3/4L

RSCDS XIV 7 · Crib: E-cribs · Diagram: Keith Rose's Diagrams

- 1– 1c+2c set, ½ RHA ; set, ½ LHA
- 9– 1c lead down the middle and up, 2c step in for
- 17– 1c+2c Allemande
- 25– 2c+1c+3c circle6 and back.

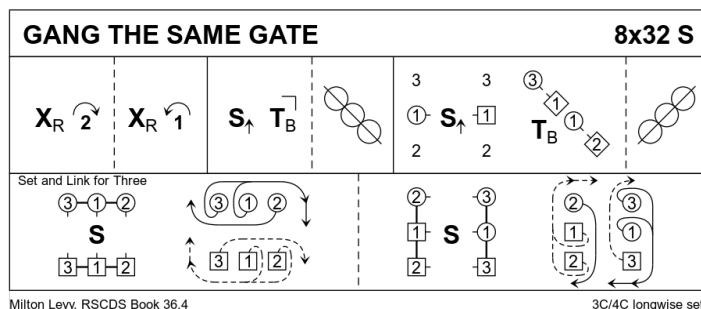


118 GANG THE SAME GATE

S32 · 3/4L

Milton Levy: RSCDS XXXVI 4 · Crib: E-cribs · Diagram: Keith Rose's Diagrams

- 1– 1c cross RH | cast off 2 (2c+3c up) ; 1c cross RH and cast up (3c down) to (2,1,3)
- 9– 1c set passing Lsh | turn 1cnrs BH ; ½Reel4 with 2cnrs, at end 1c curve R to between end cpl (M above facing W below)
- 17– 1c set passing Lsh, turn 4cnr (2cnr persons) BH ; ½Reel4 with 1cnrs, at end curve R to end as (3x,1x,2x)
- 25– All S&Link3 ; repeat (2,1,3)

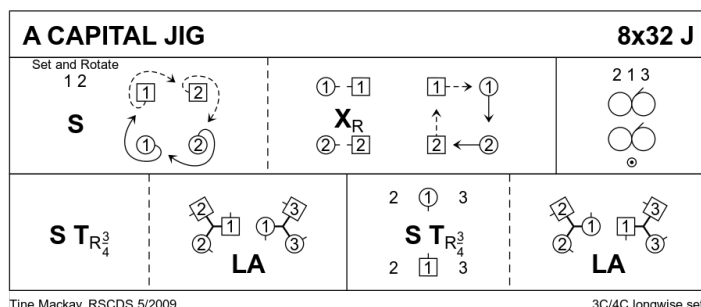


119 A CAPITAL JIG

J32 · 3/4L

Tine E MacKay: Magazine Dances 2005-2009 · Crib: E-cribs · Diagram: Keith Rose's Diagrams

- 1– 1c+2c Set&Rotate, finish 1c facing 2c (2,1,3)
- 9– Rsh Reels3 on the sides
- 17– 1c set | turn ¾ RH ; 2c+1W & 1M+3c LHA (to 2,1x,3)
- 25– 1c set | turn ¾ RH ; 2c+1M & 1W+3c LHA (2,1,3)

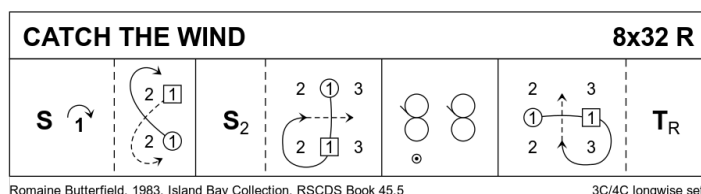


120 CATCH THE WIND

R32 · 3/4L

Romaine Butterfield: RSCDS XLV 5 · Crib: E-cribs · Diagram: Keith Rose's Diagrams

- 1– 1c set | cast off (2c up) ; ½Fig8 up (2,1x,3)
- 9– 1c set twice, on [11-12] 1W swivels R to face out ; 1W (1M following) casts R round 2M and down middle to finish 1W between 3c facing 3M, and 1M between 2c facing 2M.
- 17– 1M+2c & 1W+3c Rsh reels3 across
- 25– 1W (1M following) casts R round 3M and cross to 2pl ; 1c turn RH (2,1,3)

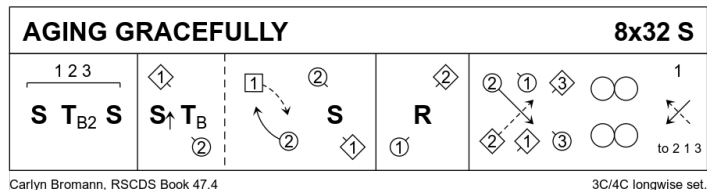


The original tune is a hornpipe

121 AGING GRACEFULLY S32 · 3/4L

Carlyn Bromann: RSCDS XLVII 4 · Crib: E-cribs · Diagram: Keith Rose's Diagrams

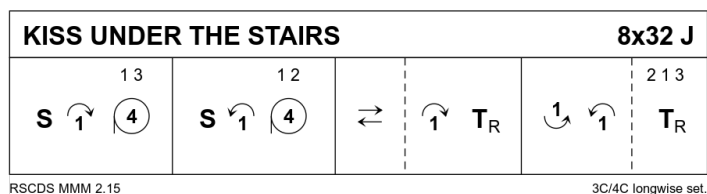
- 1– All set | turn BH twice | set
- 9– 1W+2M set adv. | turn BH ; pass Rsh to exchanged places | set
- 17– 1M+2W repeat (2x,1x,3)
- 25– 2c cross down into Reels3 on sides, 1c start out and up, and cross up at end (2,1,3)



122 KISS UNDER THE STAIRS J32 · 3/4L

Miss Milligan's Miscellany of Scottish Country Dances · Crib: E-cribs · Diagram: Keith Rose's Diagrams

- 1– 1c set, cast (2c up) ; 1c+3c circle4 L
- 9– 1c set and cast up (2c down) ; 1c+2c circle4 L
- 17– 1c lead down | up ; cast off (2c up) | turn RH and face down RHJ
- 25– 1c lead between 3c, cast up to 2pl ; 2c+1c+3c turn RH

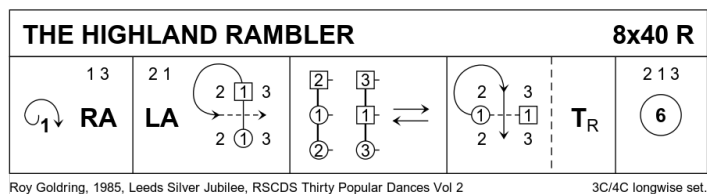


Note: Changed by Miss Milligan; in »99 more SCD« the circle on[13-16] was to the R

123 THE HIGHLAND RAMBLER R40 · 3/4L

Roy Goldring: Thirty Popular Dances, Volume Two · Crib: E-cribs · Diagram: Keith Rose's Diagrams

- 1– 1c long cast to 2pl (2c up on [3-4] ; 1c+3c RHA (2,1,3)
- 9– 2c+1c LHA, 1W faces out ; 1W followed by 1M cast up round 2W and down the middle of set, 1W between 3c and 1M between 2c, all facing down
- 17– In lines of 3 down the middle (all swivel R) and up
- 25– 1M followed by 1W dance up, cast round 2W and into 2pl ; 1c turn RH
- 33– Circle6 and back

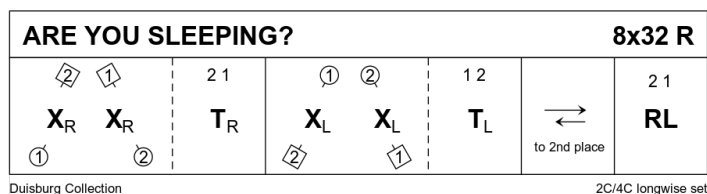


06.06.2019

124 ARE YOU SLEEPING? R32 · 2/4L

The Duisburg Collection · Crib: E-cribs · Diagram: Keith Rose's Diagrams

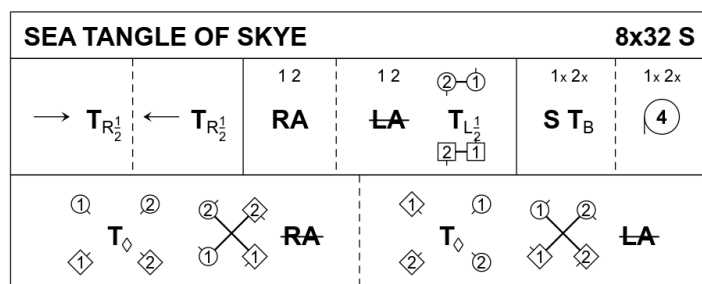
- 1– 1M+2W cross RH, 1W+2M cross RH ; 2c+1c turn RH
- 9– 1M+2W cross LH, 1W+2M cross LH ; 1c+2c turn LH
- 17– 1c down the middle (2c up) ; and up to 2pl
- 25– 2c+1c R&L



125 SEA TANGLE OF SKYE S32 · 2/4L

Liz Donaldson: *Dances of an Island Clan* · Crib: *E-cribs* · Diagram: *Keith Rose's Diagrams*

- 1– 1c lead down the middle | turn RH ½ ; lead up | turn RH ½ to place
- 9– 1c+2c RHA ; ½ LHA | 2M+1M & 2W+1W turn LH ½ on the side (1x,2x)
- 17– All set | turn P BH into ; Circle 4H L and face in diagonally (1x,2x)
- 25– All petronella 1 place cclw | ½ RHA ; Petronella 1 place cclw | ½ LHA (2,1)



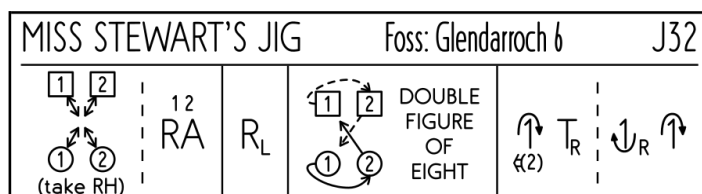
Liz Donaldson, 1975, *Dances of an Island Clan*

2C/4C longwise set.

126 MISS STEWART'S JIG J32 · 2/4L

Hugh Foss: *Glendarroch Scottish Dance Sheets* · Crib: *E-cribs* · Diagram: *SCDDDB Contributed Cribs & Diagrams*

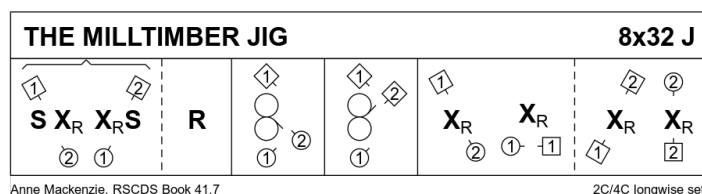
- 1– 1c+2c advance diagonally & touch hands, retire ; RHA
- 9– Repeat Left
- 17– 1c+2c DbIFig8 (1c cast)
- 25– 1c cast off (2c up) | turn R ; lead up | cast to 2pl



127 THE MILLTIMBER JIG J32 · 2/4L

Anne N MacKenzie: *RSCDS XLI 7* · Crib: *E-cribs* · Diagram: *Keith Rose's Diagrams*

- 1– 1M+2W cross RH | set ; cross back RH | set **while{8}** 1W+2M set | cross RH ; set | cross back RH
- 9– 2M Reel3 across with 1c (start Rsh to 1W)
- 17– 2W Reel3 across with 1c (start Lsh to 1M)
- 25– 1W+2M cross RH, 1W+1M change places RH ; 1W+2W cross RH, 2W+2M cross RH



Anne Mackenzie, RSCDS Book 41.7

2C/4C longwise set.

128 KIND ROBIN S32 · 2/4L

John Drewry: *Summer Collection, Set 6* · Crib: *E-cribs*

- 1-- 1c ½ Fig8 round 2c ; 1c+2c RHA, finish 1M between the W in line across in 1pl and 2M (no polite turn) on midline in 2pl, all facing down
- 9-- All dance down, on [12] 1M+2M pivot R to face up ; dance on, 1W+2W pivoting on [13] to join 2M in line across dancing up, on [16] 1M pivots R to face 2M on midline while both W finish on sides, in diamond formation
- 17-- All set | Circle4 L ½ ; All turn P BH and open into | Circle4 L ½ , to the same diamond
- 25-- All set | 1W+2W set as 1M+2M change places Rsh and face P ; All turn P BH to sidelines, 2c (above) turning twice, 1c turning 1½, cover at the end. (2,1)

129 MELVILLE CASTLE R32 · 2/4L

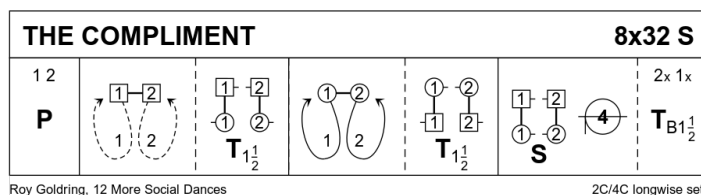
Alex Gray: *Edinburgh Diamond Jubilee Dances 1984* · Crib: *E-cribs*

- 1– 1c ½ Fig8 round 2c who set twice meanwhile pivoting (W L, M R) to face person dancing round them ; All set and cross RH (1,2x)
- 9– »The Swirl«: 1c+2c turn P RH to face other C in allemande hold | change places Lsh ; LHA, to (2x,1)
- 17– All set to P | cross RH ; RHA (2,1x)
- 25– 1c ½ Fig8 round 2c ; turn RH (2,1)

130 THE COMPLIMENT S32 · 2/4L

Roy Goldring: *22 Social Dances by Roy Goldring with Music* · Crib: *E-cribs* · Diagram: *Keith Rose's Diagrams*

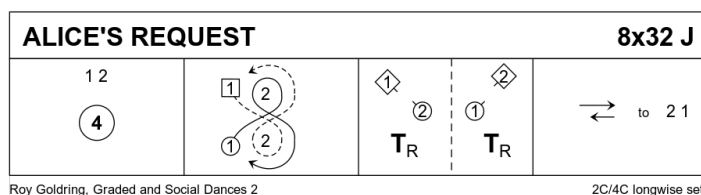
- 1– 1c+2c Poussette
- 9– 1W+2W dance between P, split and dance round P to places ; All turn P EH 1½ (1c use RH, 2c LH) (1x,2x)
- 17– 1M+2M dance between P, split and dance round P to places ; All turn P EH 1½, finish 1c facing 2c, NHJ
- 25– 1c set to 2c | Circle4 L ½ ; turn P BH 1½ (2,1)



131 ALICE'S REQUEST J32 · 2/4L

Roy Goldring: *Graded and Social Dances 2 - 23 Dances* · Crib: *E-cribs* · Diagram: *Keith Rose's Diagrams*

- 1– 1c+2c Circle4 and back
- 9– 1c (crossing down) Fig8 round 2c
- 17– 1W+2M Turn RH ; 1M+2W repeat
- 25– 1c lead down the middle (2c up) ; and up (2,1)



26.06.2019

132 BLAME IT ON JANE R32 · 3pT

Deborah Moore: *Always Enough to Dance*

133 BRIDGE OVER TROUBLED WATERS J32 · 3pT

Deborah Moore: *Always Enough to Dance*

134 NO REST FOR THE WICKED S32 · 3pT

Deborah Moore: *Always Enough to Dance*

135 EIGG, MUCK AND RUM R32 · lines

Deborah Dennison: *Always Enough to Dance* · Crib: *E-cribs*

Set of 3 dancers in line (d3,d1,d2), all facing down

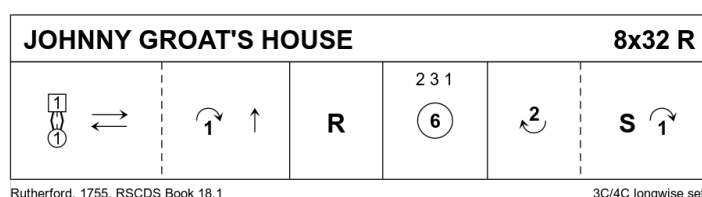
- 1-- All set NHJ | d1 Lsh fig8{6}, d1 finish in triangle position behind own place
- 9-- Circle3 and back, finish in the line (3,1,2)
- 17-- d1+d2 set to and turn BH ; d1+d3 repeat (3,1,2)
- 25-- Reel3{6}, d1 Lsh to d2 (3,1,2) | d1+d2 change places LH {1} d2+d3 changeplaces RH {1} and all face down (2,3,1)

04.07.2019

136 JOHNNY GROAT'S HOUSE R32 · 3/4L

David Rutherford: *RSCDS XVIII 1* · Crib: *E-cribs* · Diagram: *Keith Rose's Diagrams*

- 1-- 1c (BHJ) slip down the middle and back ; cast off one (2c up) and join BH
- 9-- 1c repeat with 3c, finish in 3pl
- 17-- 2c+3c+1c circle6 and back
- 25-- 1c lead up to top ; set | cast off to 2pl (3c down)

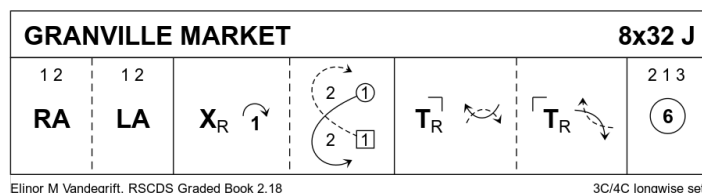


Note: against tradition and the original text the 2006 Manual tells 2c+3c to step down on [27-28], and 2c to step up on [30-31]. Serious protest has been voiced.

137 GRANVILLE MARKET J32 · 3/4L

Elinor M Vandegrift: *A Second Book of Graded Scottish Country Dances* · Crib: *E-cribs* · Diagram: *Keith Rose's Diagrams*

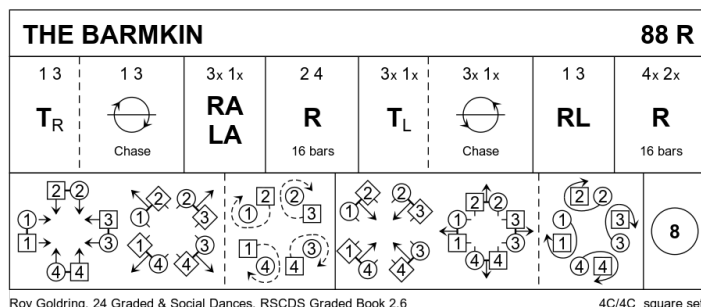
- 1-- 1c+2c RHA, LHA
- 9-- 1c cross RH | cast (2c up) ; ½ Fig8 up to face 1cnr
- 17-- 1c turn 1cnr RH | pass Rsh ; turn 2cnr RH | pass Rsh to (2,1,3)
- 25-- Circle6 and back



138 THE BARMKIN R88 · 4S

Roy Goldring: *A Second Book of Graded Scottish Country Dances* · Crib: *E-cribs* · Diagram: *Keith Rose's Diagrams*

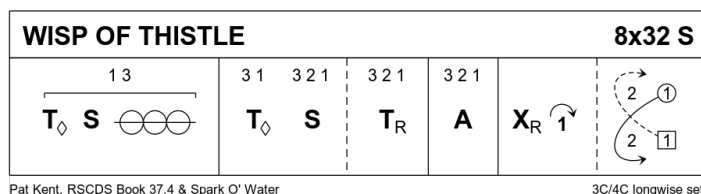
- 1– 1c+3c turn RH and face clw ; chase ½ round set into
 9– 3c+1c RHA ; LHA to exchanged places (3,2,1,4)
 17-32 2c+4c repeat [1-16] (3,4,1,2)
 33– 1c+3c turn LH and face cclw ; chase ½ round set to own places
 41– 1c+3c R&L (1,4,3,2)
 49-64 2c+4c repeat [33-48] (1,2,3,4)
 65– All C NHJ advance | retire »diagonally« NHJ with cnr ; all W dance clw round their cnr
 73– All pairs advance | retire NHJ with P to places ; all M dance clw round P
 81– All circle8 and back



139 WISP OF THISTLE S32 · 3/4L

Pat Kent: *RSCDS XXXVII 4* · Crib: *E-cribs* · Diagram: *Keith Rose's Diagrams*

- 1– 1c+3c Petronella to midline | set to P ; 1c+3c ½ Reel4
 9– 3c+1c Petronella to own side, 3c+2c+1c set ; all turn P RH into
 17– 3c+2c+1c Allemande (1,2,3)
 25– 1c cross RH, cast off one (2c up) ; ½ Fig8 round 2c (2,1,3)

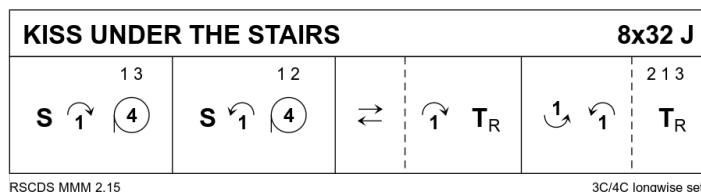


After their second turn, 1c casts to 4pl on [32] as 4c steps up

140 KISS UNDER THE STAIRS J32 · 3/4L

Miss Milligan's *Miscellany of Scottish Country Dances* · Crib: *E-cribs* · Diagram: *Keith Rose's Diagrams*

- 1– 1c set, cast (2c up) ; 1c+3c circle4 L
 9– 1c set and cast up (2c down) ; 1c+2c circle4 L
 17– 1c lead down | up ; cast off (2c up) | turn RH and face down RHJ
 25– 1c lead between 3c, cast up to 2pl ; 2c+1c+3c turn RH

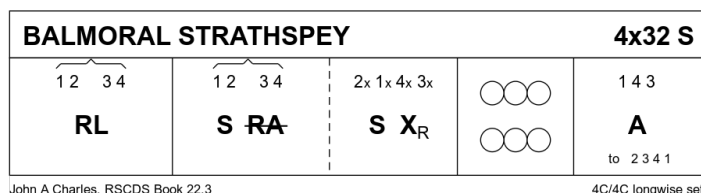


Note: Changed by Miss Milligan; in »99 more SCD« the circle on [13-16] was to the R

141 BALMORAL STRATHSPEY S32 · 4/4L

John A Charles: *RSCDS XXII 3* · Crib: *E-cribs* · Diagram: *Keith Rose's Diagrams*

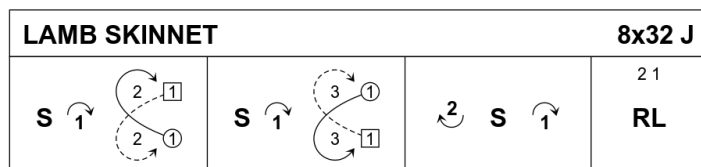
- 1– 1c+2c & 3c+4c R&L
 9– 1c+2c & 3c+4c set | ½ RHA ; all set | cross RH (to 2,1,4,3)
 17– Reels4 on the sides, 2c finish in 1pl, the others dance in on [24] for
 25– 1c+4c+3c Allemande (to 2,3,4,1)



142 LAMB SKINNET J32 · 3/4L

Thompson (18C): RSCDS XIV 12 · Crib: E-cribs · Diagram: Keith Rose's Diagrams

- 1– 1c set, cast off one place (2c up), ½ Fig8 up round 2c (2,1x,3)
- 9– Repeat with 3c (2,3,1)
- 17– 1c lead to above top (in{1}, up{2}, out{1}) ; set to P | cast off (3c down) (2,1,3)
- 25– 2c+1c R&L



Thompson, 1751, RSCDS Book 14.12

3C/4C longwise set.

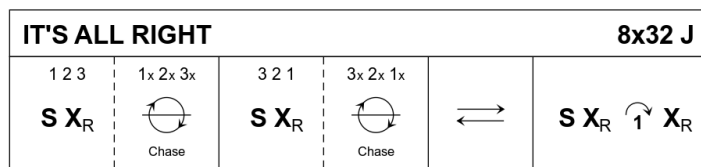
If there is lack of space, 2c+3c may step down on [19-20], and 2c step up on [23-24]

10.07.2019

143 IT'S ALL RIGHT J32 · 3/4L

Elma See: A Second Book of Graded Scottish Country Dances · Crib: E-cribs · Diagram: Keith Rose's Diagrams

- 1– All set and cross RH ; chase ½ clw (3,2,1)
- 9– Repeat (1,2,3)
- 17– 1c down the middle and up
- 25– 1c set | cross RH ; cast off (2c up) | cross RH (2,1,3)



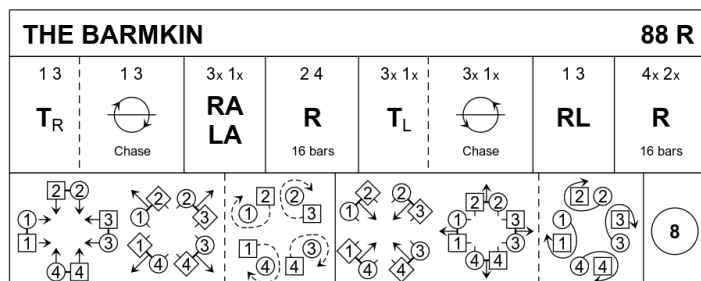
Elma See, RSCDS Graded Book 2.12

3C/4C longwise set.

144 THE BARMKIN R88 · 4S

Roy Goldring: A Second Book of Graded Scottish Country Dances · Crib: E-cribs · Diagram: Keith Rose's Diagrams

- 1– 1c+3c turn RH and face clw ; chase ½ round set into
- 9– 3c+1c RHA ; LHA to exchanged places (3,2,1,4)
- 17-32 2c+4c repeat [1-16] (3,4,1,2)
- 33– 1c+3c turn LH and face cclw ; chase ½ round set to own places
- 41– 1c+3c R&L (1,4,3,2)
- 49-64 2c+4c repeat [33-48] (1,2,3,4)
- 65– All C NHJ advance | retire »diagonally« NHJ with cnr ; all W dance clw round their cnr
- 73– All pairs advance | retire NHJ with P to places ; all M dance clw round P
- 81– All circle8 and back



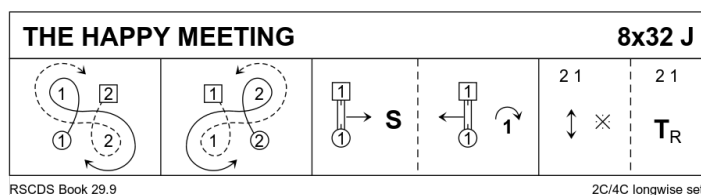
Roy Goldring, 24 Graded & Social Dances, RSCDS Graded Book 2.6

4C/4C square set.

145 THE HAPPY MEETING J32 · 2/4L

RSCDS XXIX 9 · Crib: E-cribs · Diagram: Keith Rose's Diagrams

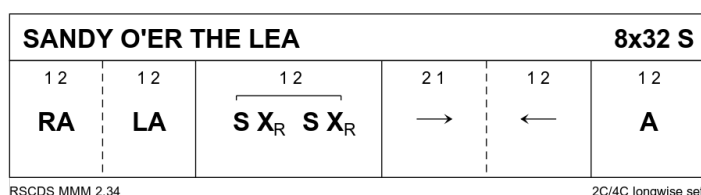
- 1– 1M+2W cross and dance $\frac{3}{4}$ Lsh round P, pass down/up Rsh, cast R round standing M/W to places
- 9– 1W+2M repeat (other shoulders)
- 17– 1c slip down the middle | set (1M starts L foot) ; slip to top | cast off (2c up)
- 25– 2c+1c A&R (all clap) ; turn P RH



146 SANDY O'ER THE LEA S32 · 2/4L

Miss Milligan's Miscellany of Scottish Country Dances · Crib: E-cribs · Diagram: Keith Rose's Diagrams

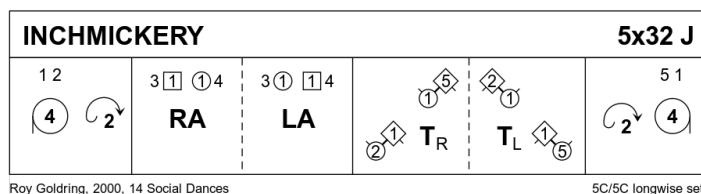
- 1– 1c+2c RHA ; LHA
- 9– 1c+2c set, cross RH, set, cross back RH
- 17– 1c followed by 2c lead down the middle ; and up, 1c passing between 2c
- 25– Allemande



147 INCHMICKERY J32 · 5/5L

Roy Goldring: 14 Social Dances for 2000 · Crib: E-cribs · Diagram: Keith Rose's Diagrams

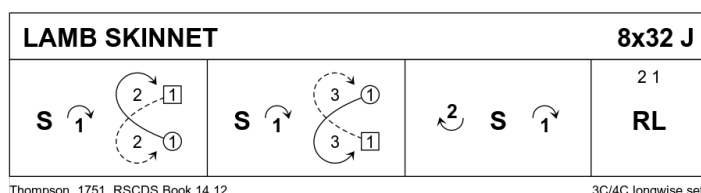
- 1– 1c+2c circle4 L ; 1c long cast to 3pl (2c+3c up) (2,3,1,4,5)
- 9– Teapots R ; and L (1c RHA with C on R ; LHA with C on L)
- 17– 1M+5W & 1W+2M Turn RH to places ; 1M+2W & 1W+5M repeat LH
- 25– 1c long cast to 5pl (4c+5c up) ; 5c+1c circle4 R (2,3,4,5,1)



148 LAMB SKINNET J32 · 3/4L

Thompson (18C): RSCDS XIV 12 · Crib: E-cribs · Diagram: Keith Rose's Diagrams

- 1– 1c set, cast off one place (2c up), $\frac{1}{2}$ Fig8 up round 2c (2,1x,3)
- 9– Repeat with 3c (2,3,1)
- 17– 1c lead to above top (in{1}, up{2}, out{1}) ; set to P | cast off (3c down) (2,1,3)
- 25– 2c+1c R&L



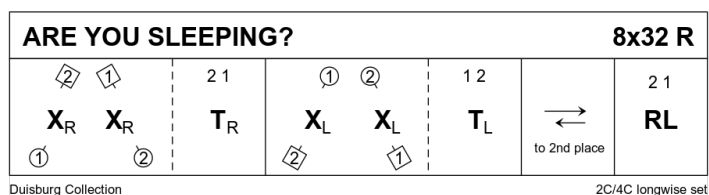
If there is lack of space, 2c+3c may step down on [19-20], and 2c step up on [23-24]

24.07.2019

149 ARE YOU SLEEPING? R32 · 2/4L

The Duisburg Collection · Crib: E-cribs · Diagram: Keith Rose's Diagrams

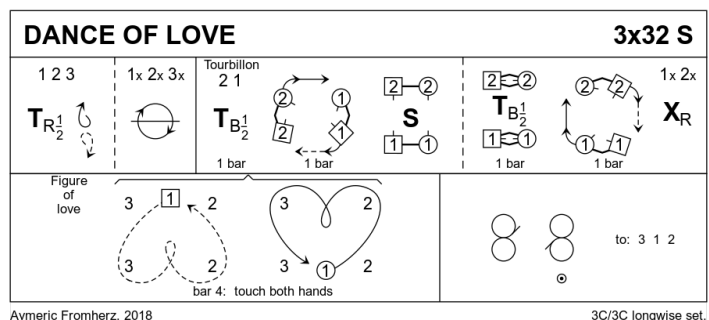
- 1– 1M+2W cross RH, 1W+2M cross RH ;
2c+1c turn RH
- 9– 1M+2W cross LH, 1W+2M cross LH ;
1c+2c turn LH
- 17– 1c down the middle (2c up) ; and up to
2pl
- 25– 2c+1c R&L



150 DANCE OF LOVE S32 · 3/3L

Aymeric Fromherz · Crib: E-cribs · Diagram: Keith Rose's Diagrams

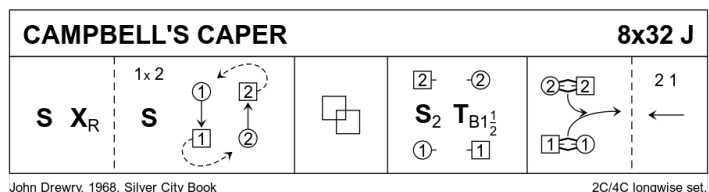
- 1-- All Turn Halfway and Cast ; chase clw
½ (3,2,1)
- 9-- 2c+1c Tourbillon (3,1,2)
- 17-- 1c »Figure of Love« [1c loop LSh
round 1cnrs[pos] to centre, touch P
BH, pull LSh back to face opp sides,
loop LSh round 2cnrs[pos] to original
places] (3,1,2)
- 25-- Reels3 across, 1c LSh to 1cnrs[pos]
(3,1,2)



151 CAMPBELL'S CAPER J32 · 2/4L

John Drewry: Silver City Book of SCD · Crib: E-cribs · Diagram: Keith Rose's Diagrams

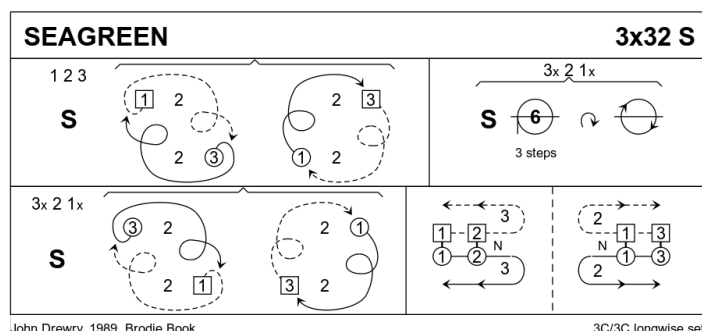
- 1– 1c set | cross RH ; 1c+2c set | 1W cast
down as 2W cast up as both M cross
(1c now on M side)
- 9– L-Chain
- 17– 1c+2c set to P (up/dn) twice ; Turn RH
1½
- 25– 1c followed by 2c (curve in from sideline) slip down the middle ; and back to (2,1)



152 SEAGREEN S32 · 3/3L

John Drewry: Summer Collection 1989 · Crib: E-cribs · Diagram: Keith Rose's Diagrams

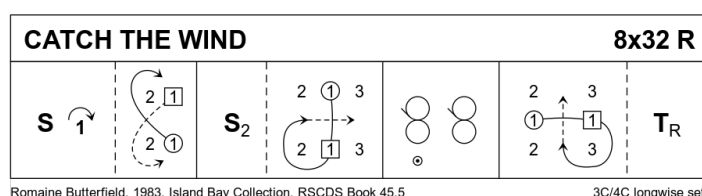
- 1– 1c+2c+3c set | {1M+3W petronella-turn to finish BtoB between 2c with 1M facing up and 3W facing down ; dance through P's place | cast R to exchanged places} **while**{6} {1W+3M cast clw to other end ; petronella to finish BtoB with 3M facing up and 1W facing down | both dance out to exchanged places (3x,2,1x)
- 9– All set, circle6 L. On [14], all drop hands, dance into the centre pulling Rsh back to face out, and dance clw to starting places (3x,2,1x)
- 17– 3c+2c+1c repeat figure [1-8] to (1,2,3)
- 25– 2c followed by 1c dance down NHJ between 3c and cast up to 1pl / 2pl ; 1c with 3c following dance up NHJ between 2c and cast off to 3pl / 2pl (to 2,3,1)



153 CATCH THE WIND R32 · 3/4L

Romaine Butterfield: RSCDS XLV 5 · Crib: E-cribs · Diagram: Keith Rose's Diagrams

- 1– 1c set | cast off (2c up) ; ½Fig8 up (2,1x,3)
- 9– 1c set twice, on [11-12] 1W swivels R to face out ; 1W (1M following) casts R round 2M and down middle to finish 1W between 3c facing 3M, and 1M between 2c facing 2M.
- 17– 1M+2c & 1W+3c Rsh reels3 across
- 25– 1W (1M following) casts R round 3M and cross to 2pl ; 1c turn RH (2,1,3)

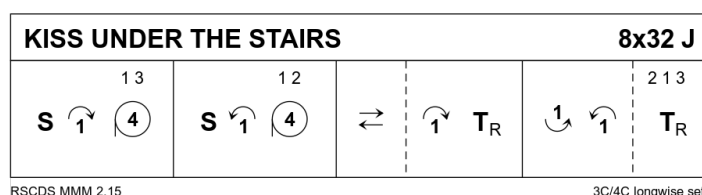


The original tune is a hornpipe

154 KISS UNDER THE STAIRS J32 · 3/4L

Miss Milligan's Miscellany of Scottish Country Dances · Crib: E-cribs · Diagram: Keith Rose's Diagrams

- 1– 1c set, cast (2c up) ; 1c+3c circle4 L
- 9– 1c set and cast up (2c down) ; 1c+2c circle4 L
- 17– 1c lead down | up ; cast off (2c up) | turn RH and face down RHJ
- 25– 1c lead between 3c, cast up to 2pl ; 2c+1c+3c turn RH

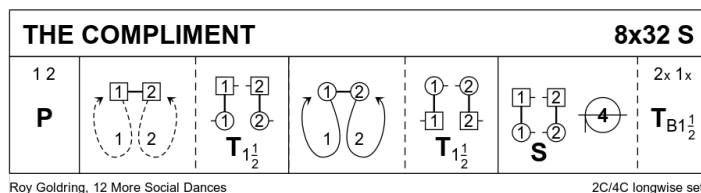


Note: Changed by Miss Milligan; in »99 more SCD« the circle on[13-16] was to the R

155 THE COMPLIMENT S32 · 2/4L

Roy Goldring: 22 Social Dances by Roy Goldring with Music · Crib: E-cribs · Diagram: Keith Rose's Diagrams

- 1– 1c+2c Poussette
- 9– 1W+2W dance between P, split and dance round P to places ; All turn P EH 1½ (1c use RH, 2c LH) (1x,2x)
- 17– 1M+2M dance between P, split and dance round P to places ; All turn P EH 1½, finish 1c facing 2c, NHJ
- 25– 1c set to 2c | Circle4 L ½ ; turn P BH 1½ (2,1)

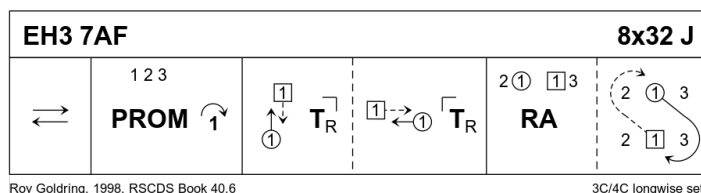


11.09.2019

156 EH3 7AF J32 · 3/4L

Roy Goldring: RSCDS XL 6 · Crib: E-cribs · Diagram: Keith Rose's Diagrams

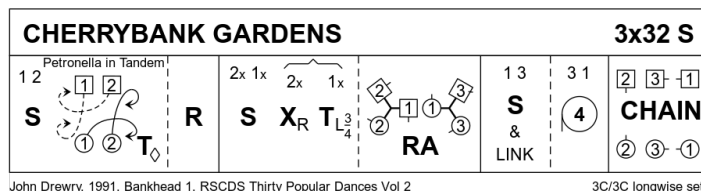
- 1– 1c lead down the middle and up, on [8] 2c+3c step in for
- 9– 1c+2c+3c Promenade, at end 1c cast off (to 2,1,3)
- 17– 1c cross Rsh | turn 1c nr RH ; cross up/dn Rsh | turn 2c nr RH (2,1x,3) |
- 25– 2c+1M & 1W+3c RHA ; 1c ½ Fig 8 Rsh round 4c nr (2,1,3)



157 CHERRYBANK GARDENS S32 · 3/3L

John Drewry: Thirty Popular Dances, Volume Two · Crib: E-cribs · Diagram: Keith Rose's Diagrams

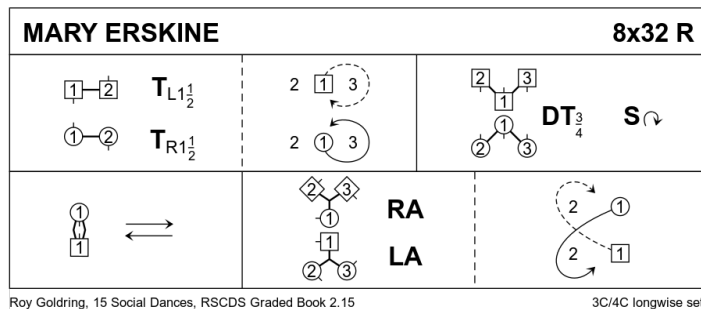
- 1– 1c+2c set | Petronella in tandem ; repeat (2x,1x,3)
- 9– 2c+1c set | 2c cross RH **while{2}** 1c turn LH ¾ ; 2c+1W & 1M+3c RHA (Teapots) to sidelines (2,1,3)
- 17– 1c+3c S&Link ; 3c+1c Circle4 left, end 3c facing 1c for
- 25– Gr-Chain (2c cross to start) (2, 3, 1)



158 MARY ERSKINE R32 · 3/4L

Roy Goldring: A Second Book of Graded Scottish Country Dances · Crib: E-cribs · Diagram: Keith Rose's Diagrams

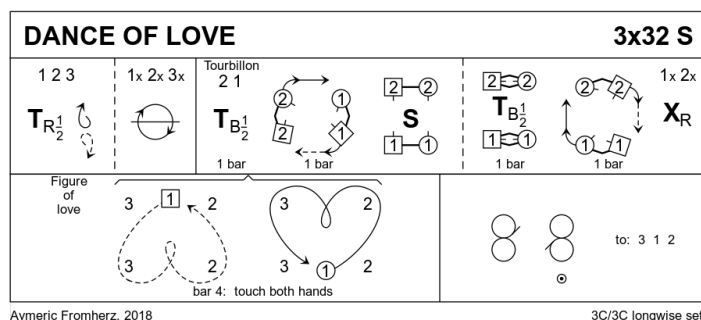
- 1– 1c (start inwards)+2c mirror turn on sides 1½ ; 1c cast behind 3c | dance up to 2pl BtoB facing own side for
- 9– DTr, but on [15-16], 1c (on opposite side) set turning right about to face P
- 17– 1c BHJ, slip down the middle & up to 2pl in the centre, facing up
- 25– 1W+2M+3M LHA **while{}** 1M+2W+3W RHA ; 1c ½ Fig8 up round 2c (to 2,1,3)



159 DANCE OF LOVE S32 · 3/3L

Aymeric Fromherz · Crib: E-cribs · Diagram: Keith Rose's Diagrams

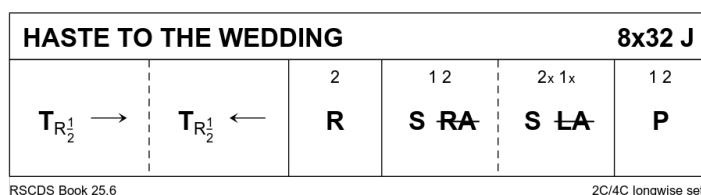
- 1-- All Turn Halfway and Cast ; chase c/w
1/2 (3,2,1)
9-- 2c+1c Tourbillon (3,1,2)
17-- 1c »Figure of Love« [1c loop LSh
round 1cnrs[pos] to centre, touch P
BH, pull LSh back to face opp sides,
loop LSh round 2cnrs[pos] to original
places] (3,1,2)
25-- Reels3 across, 1c LSh to 1cnrs[pos]
(3,1,2)



160 HASTE TO THE WEDDING J32 · 2/4L

RSCDS XXV 6 · Crib: E-cribs · Diagram: Keith Rose's Diagrams

- 1-- 1c turn RH 1/2 | lead down ; turn RH 1/2 |
lead up to place
9-- 2c repeat
17-- 1c+2c set | 1/2 RHA ; set | 1/2 LHA into
25-- 1c+2c Poussette

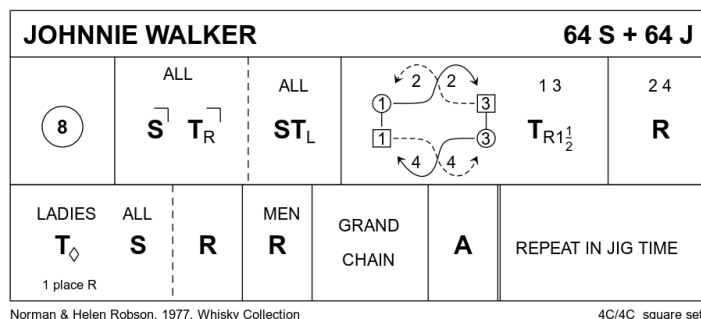


161 JOHNNIE WALKER M128 · 4S

Norman & Helen Robson: The Whisky Collection · Crib: E-cribs · Diagram: Keith Rose's Diagrams

Strathspey

- 1-- Circle8 and back
9-- Set to and turn corners RH ; set to and
turn P LH
17-- 1c+3c advance & meet opposite
person {1}, lead out between side
couple, cross and dance to opposite
place ; turn P 1 1/2 RH (3,2,1,4)
25-- 2c+4c repeat (to 3,4,1,2)
33-- All W Petronella Turn into next W place to the R | All set ; repeat to W in original places
41-- All M repeat Petronella Turns and setting back to original places
49-- G-Chain (one step per hand)
57-- Promenade (Allemande hold) c/w round the set, to places



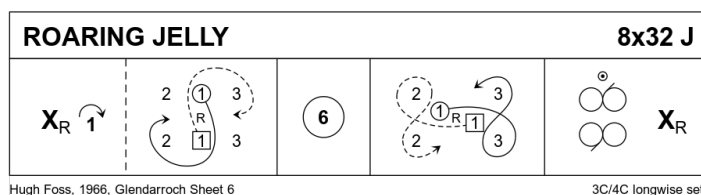
Jig

- 65-128 Repeat all, end with women in the centre facing P for bow/curtsey.

162 ROARING JELLY J32 · 3/4L

Hugh Foss: *Glendarroch Scottish Dance Sheets* · Crib: *E-cribs* · Diagram: *Keith Rose's Diagrams*

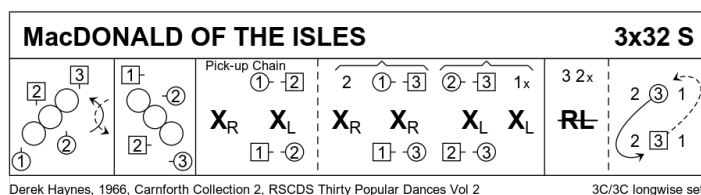
- 1– 1c cross RH | cast off (2c up) ; cross RH, 1c casts R round 3cnr to finish in line across between 2cnr and 3cnr
- 9– Circle6 and back
- 17– 1c change places up/dn RH | Fig8 round 4cnr and 1cnr, start Rsh), finish on sideline facing 2cnr
- 25– 1c Reels3{6} on opposite sides (Rsh to 2cnr) | cross RH



163 MACDONALD OF THE ISLES S32 · 3/3L

Derek Haynes: *Thirty Popular Dances, Volume Two* · Crib: *E-cribs* · Diagram: *Keith Rose's Diagrams*

- 1– 2c diagonal Reel4 with 1cnrs, at end dance Lsh round P to face 2cnrs
- 9– 2c diagonal Reel4 with 2cnrs (2cnr loop by the R) (to 1,2,3)
- 17– 1c+2c+3c »snowball« G-Chain (1c begin, 2 bars per hand) (to 3,2x,1)
- 25– 3c+2c ½ R&L ; 3c ½ Fig8 R (3M up, 3W down) (2,3,1)

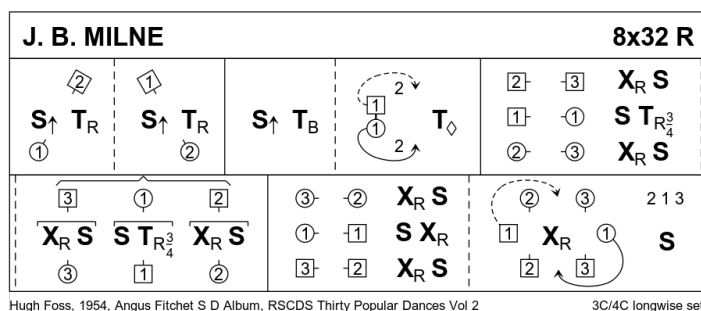


18.09.2019

164 J. B. MILNE R32 · 3/4L

Hugh Foss: *Thirty Popular Dances, Volume Two* · Crib: *E-cribs* · Diagram: *Keith Rose's Diagrams*

- 1– 1M+2W set advancing and turn RH ; 1W+2M repeat
- 9– 1c set advancing | turn BH and open upwards ; cast off one (2c up), Petronella Turn to: 1M between 3c and 1W between 2c
- 17– 1c set, turn ¾ RH, set, turn ¾ RH, **while**{8} 2c+3c pass RH on the sides, set, cross RH, set
- 25– 1c set, pass RH, cast R into 2pl, **while** {6} 2c+3c pass RH on the sides, set ; cross RH | all set. (2,1,3)

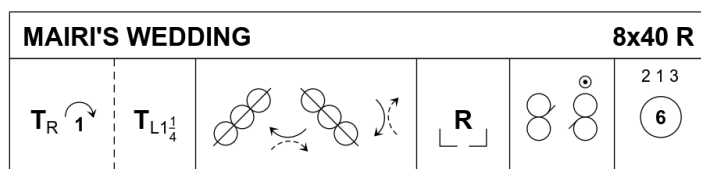


In 17-32, the corners traditionally set one bar to the person you just passed, then one bar to the next person to pass. In a variant for [19-24] 1c turns BH in PdB.

165 MAIRI'S WEDDING R40 · 3/4L

James B Cosh: *Twenty Two SCD · Crib: E-cribs · Diagram: Keith Rose's Diagrams*

- 1– 1c turn RH | cast (2c up) ; turn LH to face 1cnrs
- 9– 1c ½Reel4 with 1cnrs (pass P Lsh) ; Repeat with 2cnrs
- 17– Repeat with 3cnrs (1cnr person) ; Repeat with 4cnrs (2cnr person)
- 25– 1W+2c & 1M+3c Reels3 across, Lsh to 1cnr
- 33– 2c+1c+3c circle6 and back



James Cosh, 1959, 22 SCDs, RSCDS Thirty Popular Dances Vol 2

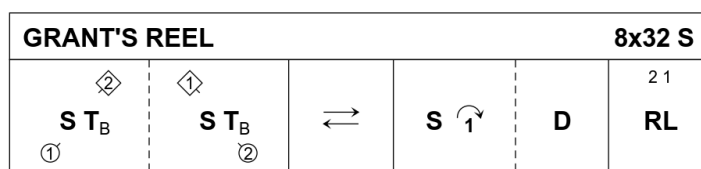
3C/4C longwise set.

Note: Cosh explicitly tells 1c to pass Lsh in [9-24]; however the Rsh pass is quite common, and nicknamed »Mairi's Divorce«.

166 GRANT'S REEL S32 · 2/4L

David Rutherford: *RSCDS XIV 2 · Crib: E-cribs · Diagram: Keith Rose's Diagrams*

- 1– 1M+2W set advancing slightly | turn BH ; 1W+2M repeat
- 9– 1c lead down the middle and up
- 17– 1c set, cast one place (2c up), 1c dance BtoB
- 25– 2c+1c R&L



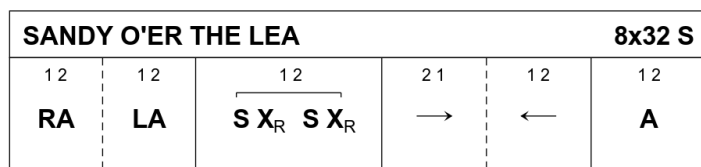
Rutherford, 1760, RSCDS Book 14.2

2C/4C longwise set.

167 SANDY O'ER THE LEA S32 · 2/4L

Miss Milligan's *Miscellany of Scottish Country Dances · Crib: E-cribs · Diagram: Keith Rose's Diagrams*

- 1– 1c+2c RHA ; LHA
- 9– 1c+2c set, cross RH, set, cross back RH
- 17– 1c followed by 2c lead down the middle ; and up, 1c passing between 2c
- 25– Allemande



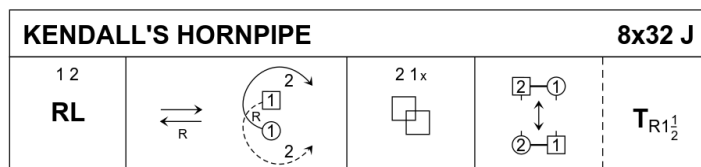
RSCDS MMM 2.34

2C/4C longwise set.

168 KENDALL'S HORNPIPE J32 · 2/4L

RSCDS Graded 22 · Crib: E-cribs · Diagram: Keith Rose's Diagrams

- 1– 1c+2c R&L
- 9– 1c Lead down the middle {3} and up {3}, cross and cast off (2c up) (to 2, 1x)
- 17– 2c+1c L-Chain (2,1x)
- 25– 1c+2c A&R ; 1c turn RH 1½ (2,1)



RSCDS Graded Book 1.22

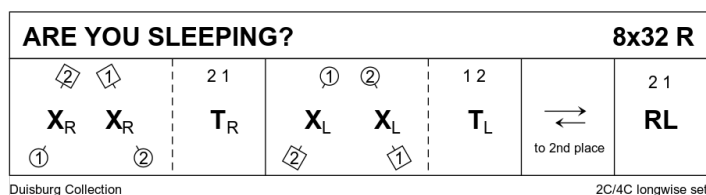
2C/4C longwise set.

30.09.2019

169 ARE YOU SLEEPING? R32 · 2/4L

The Duisburg Collection · Crib: E-cribs · Diagram: Keith Rose's Diagrams

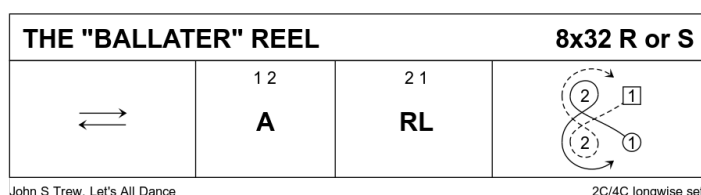
- 1– 1M+2W cross RH, 1W+2M cross RH ;
2c+1c turn RH
- 9– 1M+2W cross LH, 1W+2M cross LH ;
1c+2c turn LH
- 17– 1c down the middle (2c up) ; and up to
2pl
- 25– 2c+1c R&L



170 THE BALLATER REEL R32 · 2/4L

John S Trew: Let's All Dance · Crib: E-cribs · Diagram: Keith Rose's Diagrams

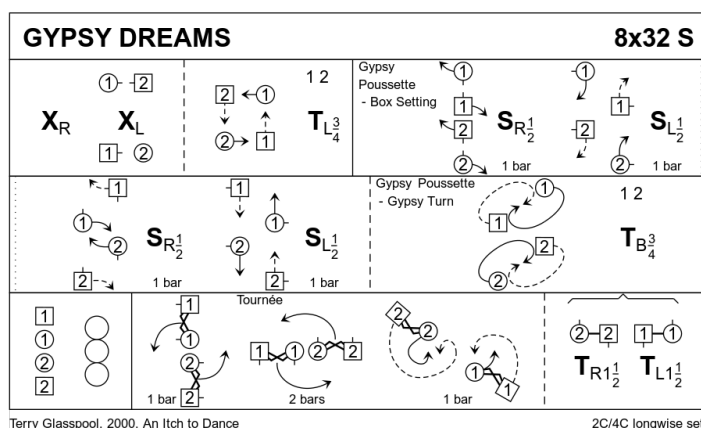
- 1– 1c lead down the middle and up, 2c
step in for
- 9– 1c+2c allemande
- 17– 1c+2c R&L
- 25– 1c Fig8 up around 2c.



171 GYPSY DREAMS S32 · 2/4L

Terry Glasspool: An Itch to Dance · Crib: E-cribs · Diagram: Keith Rose's Diagrams

- 1– 1c cross RH and face down | 1c+2c ½
LH turn on the sides ; all chase cclw
one place | all turn P ¾ LH into a line
across (W BtoB)
- 9– Gypsy Pousette, as follows.
- 9-12 (Box setting) All set R and swivel R ¼
»on the hop« to face away from P, all
set L and swivel R ¼. to face in | all set
R (M passing BtoB) and swivel R ¼, all
set L and do not swivel. Partners finish
facing away from each other but are
not lined up BtoB.
- 13-16 (Gypsy turn) All starting to their own R,
dance around P halfway and melt into turn ¾ BH to finish facing P in a line across, M in the
middle.
- 17– Reel4 across the dance. On [24] the M dance ¼around each other, Lsh to Lsh, **while{}** the W
extend the loops to join P in promhold, all forming a line across, 1c facing up, 2c down.
- 25– [25] 1c+2c Promenade ¼ around each other (M staying Lsh to Lsh), into the last 7 bars of the
Tournée.



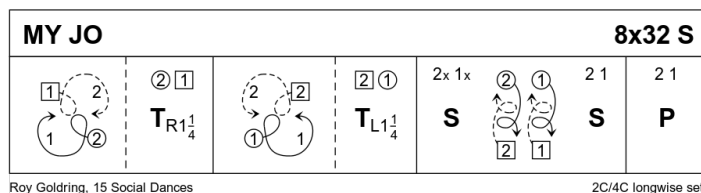
Notes: In [9-12] each C follows the edges of a square:

Music: A smooth strathspey for example: »Birks of Invermay« by Tersipchore

172 MY JO S32 · 2/4L

Roy Goldring: 15 Social Dances · Crib: E-cribs · Diagram: Keith Rose's Diagrams

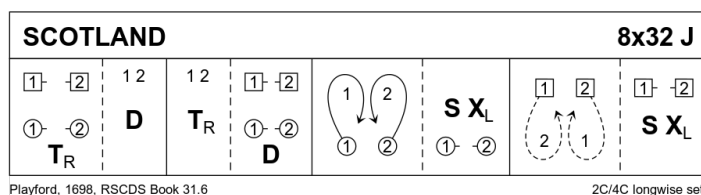
- 1– 1W+2M advance {1}, pull back Rsh and cast R round standing dancer ; turn RH 1¼ to exchanged places
 9– 1M+2W repeat Lsh, L and LH (2x,1x)
 17– 2c+1c set | pass P Rsh (no hand) and face P in middle ; spiral R to sideline | set (2,1)
 25– 2c+1c Poussette



173 SCOTLAND J32 · 2/4L

Playford: RSCDS XXXI 6 · Crib: E-cribs · Diagram: Keith Rose's Diagrams

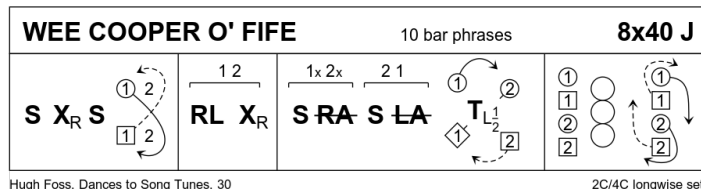
- 1– 1W+2W & 1M+2M turn RH ; 1c+2c dance BtoB with P
 9– 1c+2c turn P RH ; 1W+2W & 1M+2M dance BtoB
 17– 1M+2M dance across above/below P and cast in between them, to (1,2) ; 1M+2M set to each other and change places LH
 25– 1W+2W repeat bars 17-24 round 2M+1M



174 THE WEE COOPER O' FIFE J40 · 2/4L

Hugh Foss: Dances To Song Tunes · Crib: E-cribs · Diagram: Keith Rose's Diagrams

- 1-10 1c set, cross RH, set, lead down, cross and cast up (1,2)
 11-20 1c+2c R&L (no polite turn), cross RH (1x,2x)
 21-30 1c+2c set | ½ RHA ; set | ½ LHA | 1W+2M continue ½ LH turn **while**{ }
 1M+2W (the leading M and W) cast R and out on opposite side, all finish in line across facing P
 31-40 Reel4 across the set | Pass P Rsh and dance to own side (2,1)

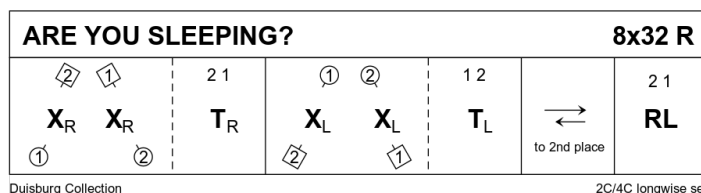


02.10.2019

175 ARE YOU SLEEPING? R32 · 2/4L

The Duisburg Collection · Crib: E-cribs · Diagram: Keith Rose's Diagrams

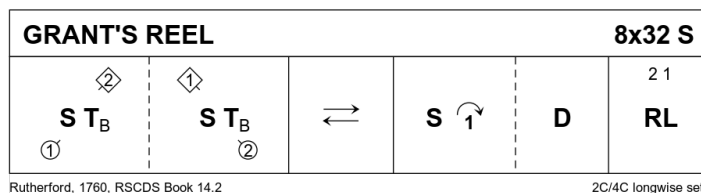
- 1– 1M+2W cross RH, 1W+2M cross RH ; 2c+1c turn RH
 9– 1M+2W cross LH, 1W+2M cross LH ; 1c+2c turn LH
 17– 1c down the middle (2c up) ; and up to 2pl
 25– 2c+1c R&L



176 GRANT'S REEL S32 · 2/4L

David Rutherford: RSCDS XIV 2 · Crib: E-cribs · Diagram: Keith Rose's Diagrams

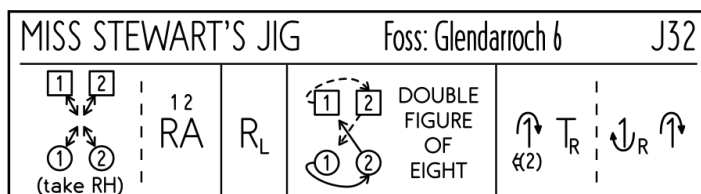
- 1– 1M+2W set advancing slightly | turn BH ; 1W+2M repeat
- 9– 1c lead down the middle and up
- 17– 1c set, cast one place (2c up), 1c dance BtoB
- 25– 2c+1c R&L



177 MISS STEWART'S JIG J32 · 2/4L

Hugh Foss: Glendarroch Scottish Dance Sheets · Crib: E-cribs · Diagram: SCDDDB Contributed Cribs & Diagrams

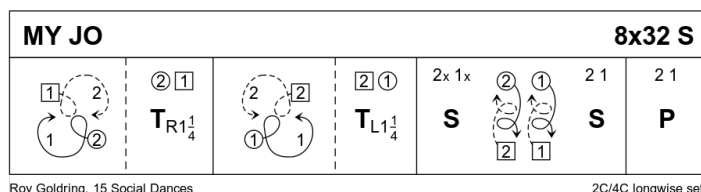
- 1– 1c+2c advance diagonally & touch hands, retire ; RHA
- 9– Repeat Left
- 17– 1c+2c DbIFig8 (1c cast)
- 25– 1c cast off (2c up) | turn R ; lead up | cast to 2pl



178 MY JO S32 · 2/4L

Roy Goldring: 15 Social Dances · Crib: E-cribs · Diagram: Keith Rose's Diagrams

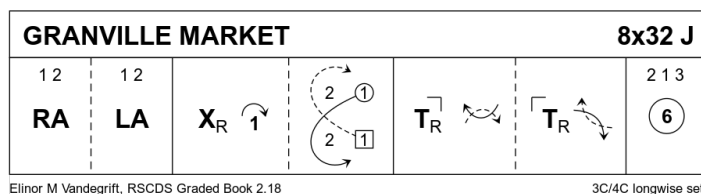
- 1– 1W+2M advance {1}, pull back Rsh and cast R round standing dancer ; turn RH 1¼ to exchanged places
- 9– 1M+2W repeat Lsh, L and LH (2x,1x)
- 17– 2c+1c set | pass P Rsh (no hand) and face P in middle ; spiral R to sideline | set (2,1)
- 25– 2c+1c Poussette



179 GRANVILLE MARKET J32 · 3/4L

Elinor M Vandegrift: A Second Book of Graded Scottish Country Dances · Crib: E-cribs · Diagram: Keith Rose's Diagrams

- 1– 1c+2c RHA, LHA
- 9– 1c cross RH | cast (2c up) ; ½ Fig8 up to face 1c nr
- 17– 1c turn 1c nr RH | pass Rsh ; turn 2c nr RH | pass Rsh to (2,1,3)
- 25– Circle6 and back



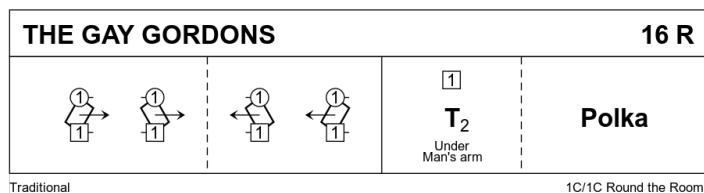
09.10.2019

180 GAY GORDONS X16 · 1RR

Six Scottish Dances (YSDA 1) · Crib: E-cribs · Diagram: Keith Rose's Diagrams

Circle, all C face cclw.

- 1– March 4 steps in Allemande hold (L.R.L.R). swiveling R on 4th step, to face clw | March 4 steps backward (L.R.L.R.) ; repeat
- 9– M marches (or dances) 8 steps forward, **while**{4} P advances swiveling R under his up-raised right arm ; Take ballroom hold and polka (or waltz), finishing in original position, ready to repeat



181 CANADIAN BARN DANCE X16 · 1RR

B Durrands: A Guide to Scottish Country Dancing (ex-Collins) · Crib: E-cribs

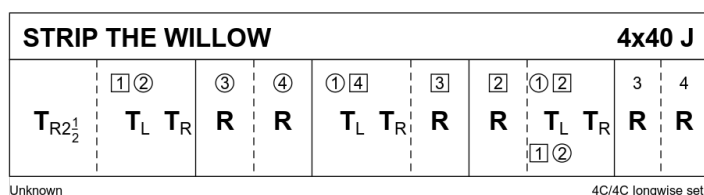
- 1-4 move forwards with 3 runs (outer foot starting) and a hop | repeat backwards
- 5-8 move away from partner with the same step and clap on the hop | and back into ballroom hold
- 9-12 Slip- in-slip-hop in line of dance (RR cclw) | same back
- 13-16 progress RR cclw with half turns in step-hop and open out to begin again

182 STRIP THE WILLOW j40 · 4/4L

RSCDS I 7 · Crib: E-cribs · Diagram: Keith Rose's Diagrams

Can be danced by any number of couples, add 12 bars for each extra couple; Running step throughout, 3 steps per bar.

- 1– 1c turn RH 2½ ; 1W turn 2M LH (1M runs down), P RH
- 9– 1W turn 3M LH, P RH ; 4M LH, P RH
- 17– 1M turn 4W LH (1W runs up) P RH ; 3W LH, P RH
- 25– 1M turn 2W LH, P RH ; 1W+2M & 1M+2W turn LH (2c finish one place up), 1c turn RH
- 33– Repeat with 3c ; repeat with 4c, finishing with 1½ RH turn (may overrun by 2 bars)

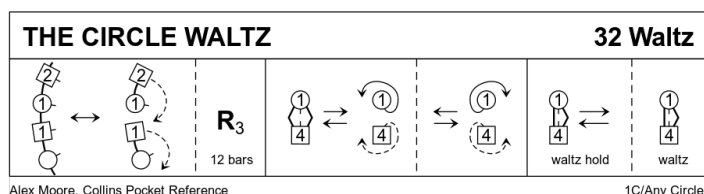


183 CIRCLE WALTZ W32 · anyC

Alex Moore: A Guide to Scottish Country Dancing (ex-Collins) · Crib: MiniCribs · Diagram: Keith Rose's Diagrams

Circle, Man has Lady on his right

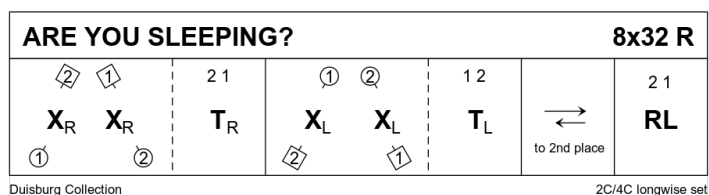
- 1-4 All balance in & out, Men releasing partner's hand swing the Lady on left in front of them to end on their right
- 5-16 Repeat bars 1-4 three more times
- 17-24 In waltz hold take 2 steps in & 2 steps out
- 25-32 Lady turns under Mans right arm, all waltz round room to reform circle



184 ARE YOU SLEEPING? R32 · 2/4L

The Duisburg Collection · Crib: E-cribs · Diagram: Keith Rose's Diagrams

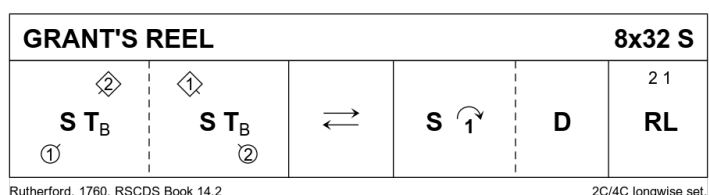
- 1– 1M+2W cross RH, 1W+2M cross RH ;
2c+1c turn RH
- 9– 1M+2W cross LH, 1W+2M cross LH ;
1c+2c turn LH
- 17– 1c down the middle (2c up) ; and up to
2pl
- 25– 2c+1c R&L



185 GRANT'S REEL S32 · 2/4L

David Rutherford: RSCDS XIV 2 · Crib: E-cribs · Diagram: Keith Rose's Diagrams


- 1– 1M+2W set advancing slightly | turn
BH ; 1W+2M repeat
- 9– 1c lead down the middle and up
- 17– 1c set, cast one place (2c up), 1c
dance BtoB
- 25– 2c+1c R&L



186 MISS STEWART'S JIG J32 · 2/4L

Hugh Foss: Glendarroch Scottish Dance Sheets · Crib: E-cribs · Diagram: SCDDDB Contributed Cribes & Diagrams

- 1– 1c+2c advance diagonally & touch
hands, retire ; RHA
- 9– Repeat Left
- 17– 1c+2c DbIFig8 (1c cast)
- 25– 1c cast off (2c up) | turn R ; lead up |
cast to 2pl

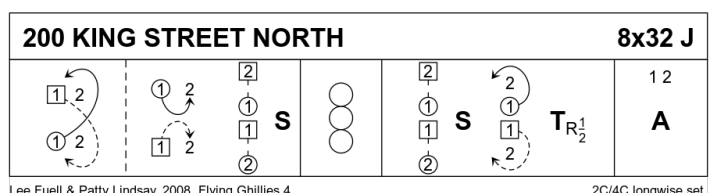


16.10.2019

187 200 KING STREET NORTH J32 · 2/4L

Lee Fuell & Patricia Lindsay: The Flying Ghillies Collection Vol 4 · Crib: MiniCribes · Diagram: Keith Rose's Diagrams

- 1-8 1s dance 1/2 fig 8 round 2s, 1M
dances down to face 2L as 1L dances
down to face 2M & all set
- 9-16 1s+2s dance reel of 4 across
- 17-24 1s+2s set & 1s cast up round 2s to 1st
place opposite sides, 1s 1/2 turn RH &
2s step in ready for...
- 25-32 1s+2s dance Allemande

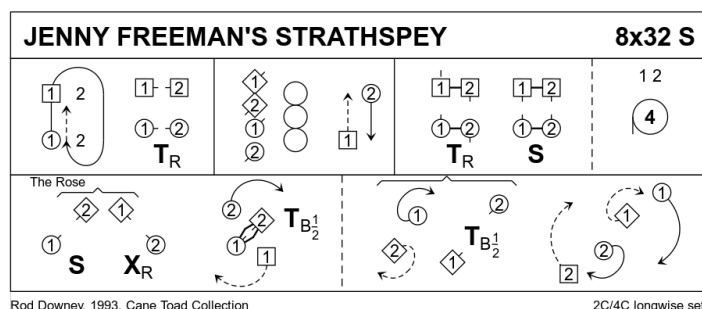


188 JENNY FREEMAN'S STRATHSPEY

S32 · 2/4L

Rod Downey: *The Cane Toad Collection* · Crib: *MiniCribbs* · Diagram: *Keith Rose's Diagrams*

- 1-8** 1L followed by partner cast round 2L cross & cast up round 2M back to places & 1s turn 2s RH
- 9-16** 1s+2s dance reel of 4 across (1M+2L pass LSH to start) all end in original places
- 17-24** 1s+2s turn RH on sides & set, 1s+2s circle 4H once round to Left, drop hands bar 24 to dance into original places
- 25-32** 1s+2s dance The Rose:
25-28 1M+2L set as 1L+2M change places RH, 1M+2L 1/2 turn 2H & remain in middle as 1L & 2M dance into partners place
29-32 1M+2L cast into each others place as 1L+2M 1/2 turn 2H, 1M & 2L dance into 2nd/1st places own side as 1L & 2M cast to right to new places

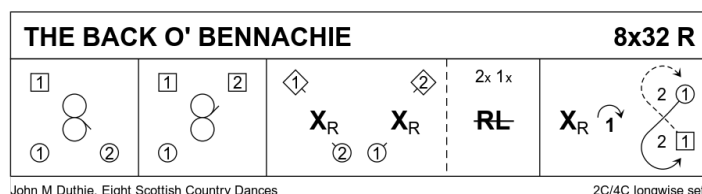


189 THE BACK O' BENNACHIE

R32 · 2/4L

John M Duthie: *Eight Scottish Country Dances* · Crib: *E-cribs* · Diagram: *Keith Rose's Diagrams*

- 1-** 1c+2M Reel3 across the dance, 2M starting by giving Rsh to 1W
- 9-** 1c+2W Reel3 across the dance, 2W starting by giving Lsh to 1M
- 17-** 1W+2M cross RH, 1M+2W cross RH ; 2c+1c dance half R&L
- 25-** 1c cross RH, cast one place ; dance 1/2 Fig8 round 2c

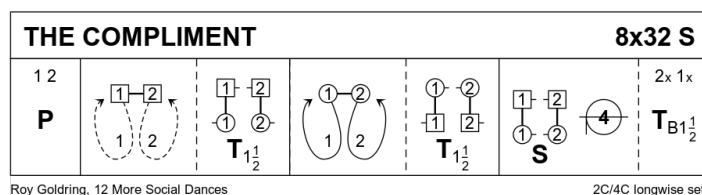


190 THE COMPLIMENT

S32 · 2/4L

Roy Goldring: *22 Social Dances by Roy Goldring with Music* · Crib: *E-cribs* · Diagram: *Keith Rose's Diagrams*

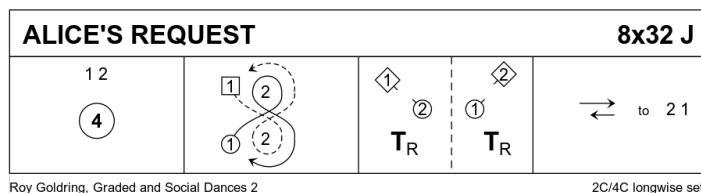
- 1-** 1c+2c Pousette
- 9-** 1W+2W dance between P, split and dance round P to places ; All turn P EH 1 1/2 (1c use RH, 2c LH) (1x,2x)
- 17-** 1M+2M dance between P, split and dance round P to places ; All turn P EH 1 1/2, finish 1c facing 2c, NHJ
- 25-** 1c set to 2c | Circle4 L 1/2 ; turn P BH 1 1/2 (2,1)



191 ALICE'S REQUEST J32 · 2/4L

Roy Goldring: *Graded and Social Dances 2 - 23 Dances* · Crib: *E-cribs* · Diagram: *Keith Rose's Diagrams*

- 1– 1c+2c Circle4 and back
- 9– 1c (crossing down) Fig8 round 2c
- 17– 1W+2M Turn RH ; 1M+2W repeat
- 25– 1c lead down the middle (2c up) ; and up (2,1)



192 LE CAFE NOIR J32 · 2/4L

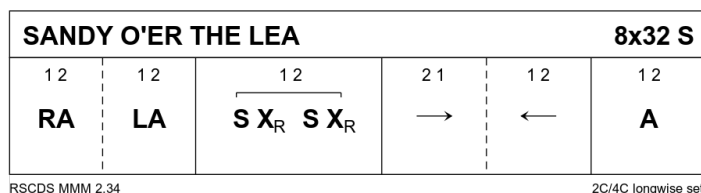
Peggy Hamilton: *Chocolate & Champagne - Sacramento 25* · Crib: *SCDDDB Contributed Cribbs & Diagrams*

- 1- 4 1s+2s chase clockwise once round
- 5- 8 1s+2s dance RH across
- 9-12 1s+2s dance LH across
- 13-16 1s+2s chase counter clockwise once round
- 17-20 1M+2L turn LH
- 21-24 1L+2M turn LH
- 25-32 1s+2s dance ¾ RL, 2s+1s set

193 SANDY O'ER THE LEA S32 · 2/4L

Miss Milligan's *Miscellany of Scottish Country Dances* · Crib: *E-cribs* · Diagram: *Keith Rose's Diagrams*

- 1– 1c+2c RHA ; LHA
- 9– 1c+2c set, cross RH, set, cross back RH
- 17– 1c followed by 2c lead down the middle ; and up, 1c passing between 2c
- 25– Allemande

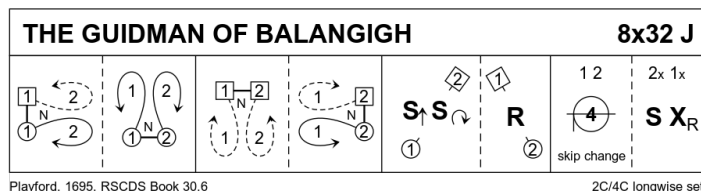


23.10.2019

194 THE GUIDMAN OF BALANGIGH J32 · 2/4L

Playford: *RSCDS XXX 6* · Crib: *E-cribs* · Diagram: *Keith Rose's Diagrams*

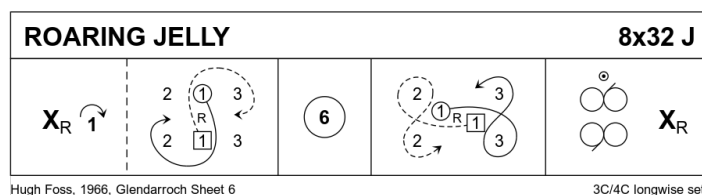
- 1– 1c dance down one and cast up ; 1M+2M dance between the W and cast back
- 9– 1W+2W dance between M and cast back ; 2c dance up one and cast back
- 17– 1M+2W set advancing | twirl R and set back to place ; 1W+2M repeat
- 25– 1c+2c half circle4 L in skip change ; 2c+1c set | cross RH.



195 ROARING JELLY J32 · 3/4L

Hugh Foss: Glendarroch Scottish Dance Sheets · Crib: E-cribs · Diagram: Keith Rose's Diagrams

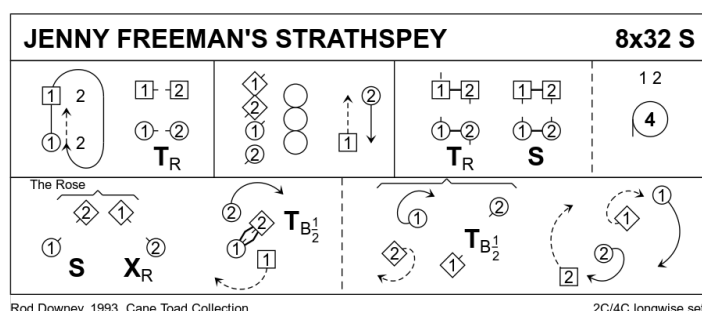
- 1-- 1c cross RH | cast off (2c up) ; cross RH, 1c casts R round 3cnr to finish in line across between 2cnr and 3cnr
- 9-- Circle6 and back
- 17-- 1c change places up/dn RH | Fig8 round 4cnr and 1cnr, start Rsh), finish on sideline facing 2cnr
- 25-- 1c Reels3{6} on opposite sides (Rsh to 2cnr) | cross RH



196 JENNY FREEMAN'S STRATHSPEY S32 · 2/4L

Rod Downey: The Cane Toad Collection · Crib: MiniCribs · Diagram: Keith Rose's Diagrams

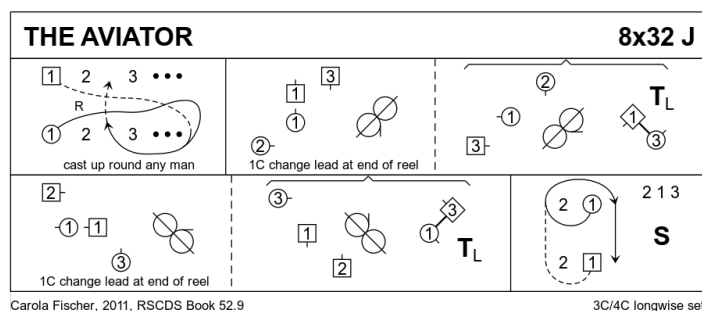
- 1-8 1L followed by partner cast round 2L cross & cast up round 2M back to places & 1s turn 2s RH
- 9-16 1s+2s dance reel of 4 across (1M+2L pass LSH to start) all end in original places
- 17-24 1s+2s turn RH on sides & set, 1s+2s circle 4H once round to Left, drop hands bar 24 to dance into original places
- 25-32 1s+2s dance The Rose:
- 25-28 1M+2L set as 1L+2M change places RH, 1M+2L 1/2 turn 2H & remain in middle as 1L & 2M dance into partners place
- 29-32 1M+2L cast into each others place as 1L+2M 1/2 turn 2H, 1M & 2L dance into 2nd/1st places own side as 1L & 2M cast to right to new places



197 THE AVIATOR J32 · 3/4L

Carola Fischer: RSCDS LII 9 · Crib: E-cribs · Diagram: Keith Rose's Diagrams

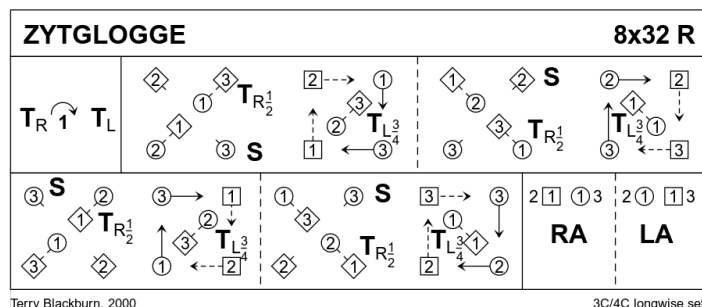
- 1-- 1c lead down (2c up), on [4] 1W crosses in front and, 1M following, casts up (round any standing M), to finish 1c in 2pl facing 3W
- 9-- 3W+1c+2M Rsh lead-change diag. Reel3 ; 1M dancing the full reel, **while for [13-16]** 1W turns 3M LH to finish behind 1M, both on midline facing up
- 17-- 2W+1c+3M Rsh lead-change diag. Reel3 ; 1W dancing the full reel, **while for [21-24]** 1M turns 3W LH to finish 1c in 2plx, 1W facing out
- 25-- 1c dance up (1W Rsh to 2M, 1M Rsh to 2W) | 1c dance Rsh round 2W to 2pl | All set.



198 ZYTGLOGGE R32 · 3/4L

Terry Blackburn: Collecta Ursis · Crib: E-cribs · Diagram: Keith Rose's Diagrams

- 1– 1c turn RH | cast (2c up) ; turn LH to face 1cnr
- 9– 1c+1cnrs turn RH ½ **while{2}** 2cnrs set | 1c+2cnrs chase 1 place clw **while{2}** 1cnrs turn LH ¾ to face 1c on 2diag ; Repeat figure from new places (1c now faces 3cnr position)
- 17– Repeat [9-16], 1c finish LH turn with M below W and facing 1cnr
- 25– Teapots R ; and L (2c+1W & 1M+3c RHA ; 1c pass Rsh and repeat LHA with other couple) (2,1,3)



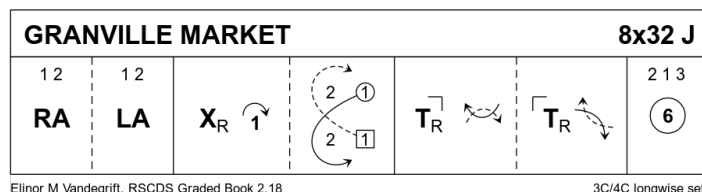
The Zytglogge is a clock tower in the centre of Berne with clockwork figures which come into life every hour

06.11.2019

199 GRANVILLE MARKET J32 · 3/4L

Elinor M Vandegrift: A Second Book of Graded Scottish Country Dances · Crib: E-cribs · Diagram: Keith Rose's Diagrams

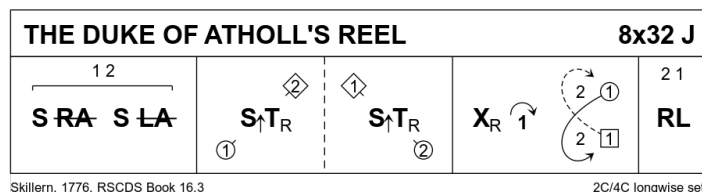
- 1– 1c+2c RHA, LHA
- 9– 1c cross RH | cast (2c up) ; ½ Fig8 up to face 1cnr
- 17– 1c turn 1cnr RH | pass Rsh ; turn 2cnr RH | pass Rsh to (2,1,3)
- 25– Circle6 and back



200 THE DUKE OF ATHOLL'S REEL J32 · 2/4L

Skillern: RSCDS XVI 3 · Crib: E-cribs · Diagram: Keith Rose's Diagrams

- 1– 1c+2c set, ½ RHA ; set, ½ LHA
- 9– 1M+2W set advancing, turn RH ; 1W+2M repeat
- 17– 1c cross RH, cast off (2c up) ; ½ Fig8 up round 2c
- 25– 2c+1c R&L.

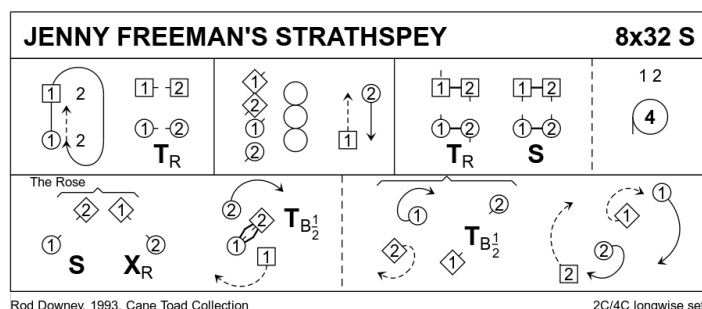


201 JENNY FREEMAN'S STRATHSPEY

S32 · 2/4L

Rod Downey: *The Cane Toad Collection* · Crib: *MiniCribbs* · Diagram: *Keith Rose's Diagrams*

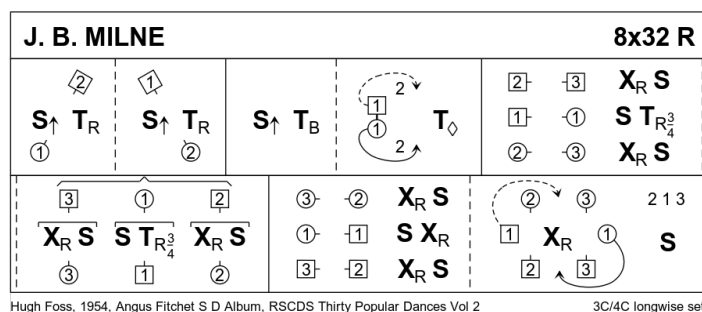
- 1-8** 1L followed by partner cast round 2L cross & cast up round 2M back to places & 1s turn 2s RH
- 9-16** 1s+2s dance reel of 4 across (1M+2L pass LSH to start) all end in original places
- 17-24** 1s+2s turn RH on sides & set, 1s+2s circle 4H once round to Left, drop hands bar 24 to dance into original places
- 25-32** 1s+2s dance The Rose:
25-28 1M+2L set as 1L+2M change places RH, 1M+2L 1/2 turn 2H & remain in middle as 1L & 2M dance into partners place
29-32 1M+2L cast into each others place as 1L+2M 1/2 turn 2H, 1M & 2L dance into 2nd/1st places own side as 1L & 2M cast to right to new places



202 J. B. MILNE R32 · 3/4L

Hugh Foss: *Thirty Popular Dances, Volume Two* · Crib: *E-cribs* · Diagram: *Keith Rose's Diagrams*

- 1-** 1M+2W set advancing and turn RH ; 1W+2M repeat
- 9-** 1c set advancing | turn BH and open upwards ; cast off one (2c up), Petronella Turn to: 1M between 3c and 1W between 2c
- 17-** 1c set, turn 3/4 RH, set, turn 3/4 RH, **while**{8} 2c+3c pass RH on the sides, set, cross RH, set
- 25-** 1c set, pass RH, cast R into 2pl, **while** {6} 2c+3c pass RH on the sides, set ; cross RH | all set. (2,1,3)

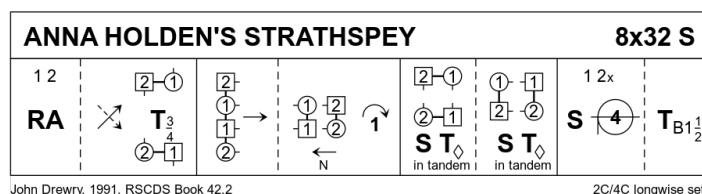


In 17-32, the corners traditionally set one bar to the person you just passed, then one bar to the next person to pass. In a variant for [19-24] 1c turns BH in PdB.

203 ANNA HOLDEN'S STRATHSPEY S32 · 2/4L

John Drewry: *RSCDS XLII 2* · Crib: *E-cribs* · Diagram: *Keith Rose's Diagrams*

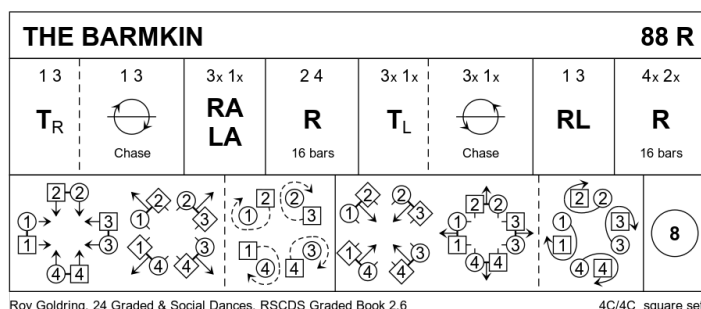
- 1-** 1c+2c RHA (2c face out) ; 1c cross down, **while**{2} 2c cast up | 1M+2W & 2M+1W Turn 3/4 easy hand to line4 across facing down (1c between 2c)
- 9-** All dance down, on [12] 1c turns in and 2c meets, all NHJ ; 1c+2c dance up | 1c cast off to 2plx, **while**{2} 2c dance to 1pl (loop is usual)
- 17-** All set | »petronella in tandem« ; repeat (to 1,2x)
- 25-** All set | 1/2 Circle4 Left ; 1c turn BH 1 1/2 to 2pl.



204 THE BARMKIN R88 · 4S

Roy Goldring: *A Second Book of Graded Scottish Country Dances* · Crib: *E-cribs* · Diagram: *Keith Rose's Diagrams*

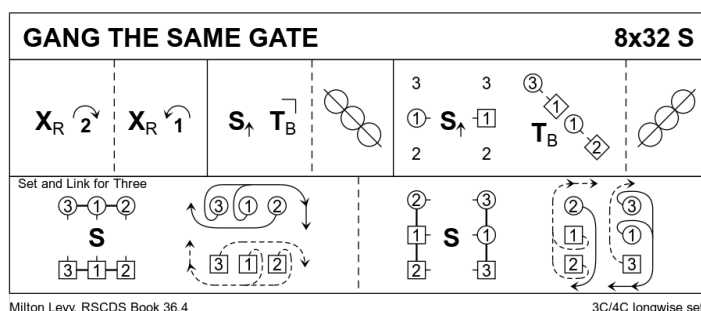
- 1– 1c+3c turn RH and face clw ; chase ½ round set into
- 9– 3c+1c RHA ; LHA to exchanged places (3,2,1,4)
- 17-32 2c+4c repeat [1-16] (3,4,1,2)
- 33– 1c+3c turn LH and face cclw ; chase ½ round set to own places
- 41– 1c+3c R&L (1,4,3,2)
- 49-64 2c+4c repeat [33-48] (1,2,3,4)
- 65– All C NHJ advance | retire »diagonally« NHJ with cnr ; all W dance clw round their cnr
- 73– All pairs advance | retire NHJ with P to places ; all M dance clw round P
- 81– All circle8 and back



205 GANG THE SAME GATE S32 · 3/4L

Milton Levy: *RSCDS XXXVI 4* · Crib: *E-cribs* · Diagram: *Keith Rose's Diagrams*

- 1– 1c cross RH | cast off 2 (2c+3c up) ; 1c cross RH and cast up (3c down) to (2,1,3)
- 9– 1c set passing Lsh | turn 1cnrs BH ; ½Reel4 with 2cnrs, at end 1c curve R to between end cpl (M above facing W below)
- 17– 1c set passing Lsh, turn 4cnr (2cnr persons) BH ; ½Reel4 with 1cnrs, at end curve R to end as (3x,1x,2x)
- 25– All S&Link3 ; repeat (2,1,3)

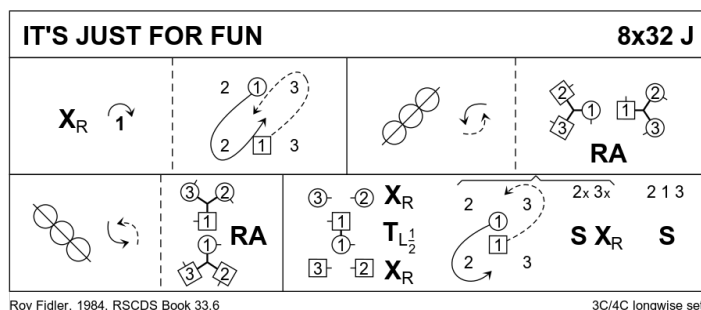


13.11.2019

206 IT'S JUST FOR FUN J32 · 3/4L

Roy Fidler: *RSCDS XXXIII 6* · Crib: *E-cribs* · Diagram: *Keith Rose's Diagrams*

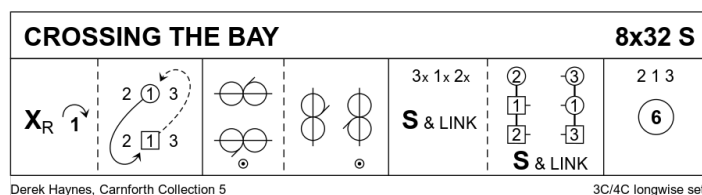
- 1– 1c cross RH | cast off (2c up) ; ½Fig8 round 3cnr, pass Lsh to face 1cnr
- 9– ½Reel4 with 1cnrs, pass Lsh ; Teapots R (1M+2W+3W (at top) & 1W+2M+3M RHA) finish facing 2cnrs
- 17– ½Reel4 with 2cnrs, pass Lsh ; Teapots R on own sides (1M+2W+3W & 1W+2M+3M RHA)
- 25– 1c turn LH ½ (1M faces up, 1W down) **while**{2} all cnrs change places RH on sides (polite turn) | 1c dances out the end and L to 2pl **while**{4} 2c+3c set to P and cross RH | All set (2,1,3).



207 CROSSING THE BAY S32 · 3/4L

Derek Haynes: Carnforth Collection of SC Dances 5 · Crib: E-cribs · Diagram: Keith Rose's Diagrams

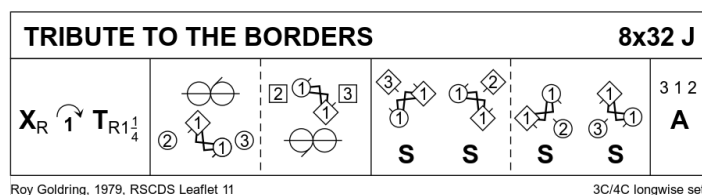
- 1– 1c cross RH | cast (2c up) ; 1c ½ Fig8 to R (W down, M up) (2,1,3)
- 9– Opposing ½ Reels3 on sides (1c starts in & R, i.e. Rsh to 4cnr), 2c+3c finish with loop ; opposing ½ Reels3 across (1c Lsh to 1cnr position) (3x,1x,2x)
- 17– S&Link3 ; repeat (2,1,3)
- 25– All circle6 and back.



208 TRIBUTE TO THE BORDERS J32 · 3/4L

Roy Goldring: The Leaflet Dances with Music · Crib: E-cribs · Diagram: Keith Rose's Diagrams

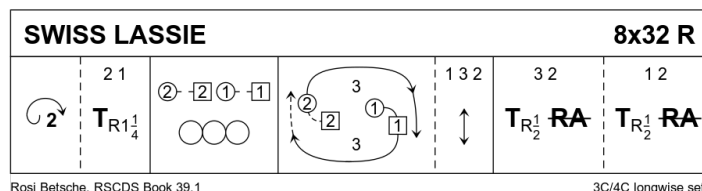
- 1– 1c cross RH | cast (2c up) ; turn 1¼ RH to promhold facing M side
- 9– 1c Rsh ½ Reel3 with 2M+3M ; Rsh ½ Reel3 with 3W+2W, 1c finish in centre facing 3W (now in 1W pl)
- 17– 1c set to 3W pulling Rsh back | set to 2W ; set to 2M | 1c set to 3M **while**{2} 3c+2c set advancing into
- 25– 3c+1c+2c Allemande



209 SWISS LASSIE R32 · 3/4L

Rosi Betsche: RSCDS XXXIX 1 · Crib: E-cribs · Diagram: Keith Rose's Diagrams

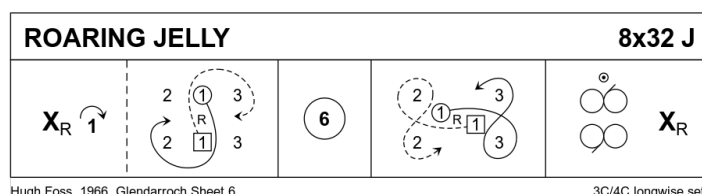
- 1– 1c cast off 2 (dance in to begin) (2c+3c up) ; 2c+1c 1¼ turn RH to midline, facing P
- 9– 2c+1c Reel4 on midline, 2M and 1W end facing opposite side, with P behind
- 17– 2c & 1c chase clw round 3c to (1,3,2) ; All A&R
- 25– 3c+2c turn RH ½, leading into ½ RHA, to sidelines ; 1c+2c repeat (2,1,3)



210 ROARING JELLY J32 · 3/4L

Hugh Foss: Glendarroch Scottish Dance Sheets · Crib: E-cribs · Diagram: Keith Rose's Diagrams

- 1– 1c cross RH | cast off (2c up) ; cross RH, 1c casts R round 3cnr to finish in line across between 2cnr and 3cnr
- 9– Circle6 and back
- 17– 1c change places up/dn RH | Fig8 round 4cnr and 1cnr, start Rsh), finish on sideline facing 2cnr
- 25– 1c Reels3{6} on opposite sides (Rsh to 2cnr) | cross RH



211 BETTY'S WEDDING

M32 · 3/4L

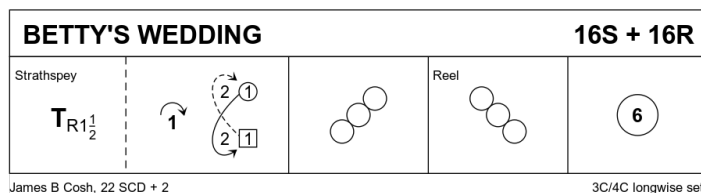
James B Cosh: Twenty Two SCD · Crib: E-cribs · Diagram: Keith Rose's Diagrams

Strathspey

- 1– 1c turn RH 1½ and cast off ; ½Fig8 up (2c up on [7-8] and face 1cnr
- 9– Reel4 with 1cnrs, at end pass Lsh into

Reel

- 17– Reel4 with 2cnrs to (2,1,3)
- 25– 2c+1c+3c circle6 and back (2,1,3)

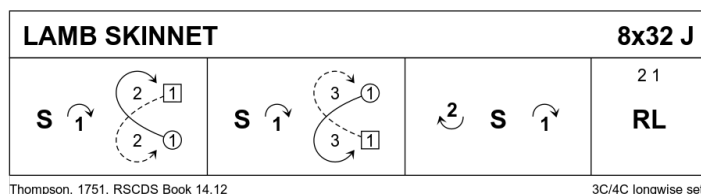


212 LAMB SKINET

J32 · 3/4L

Thompson (18C): RSCDS XIV 12 · Crib: E-cribs · Diagram: Keith Rose's Diagrams

- 1– 1c set, cast off one place (2c up), ½ Fig8 up round 2c (2,1x,3)
- 9– Repeat with 3c (2,3,1)
- 17– 1c lead to above top (in{1}, up{2}, out{1}) ; set to P | cast off (3c down) (2,1,3)
- 25– 2c+1c R&L



If there is lack of space, 2c+3c may step down on [19-20], and 2c step up on [23-24]

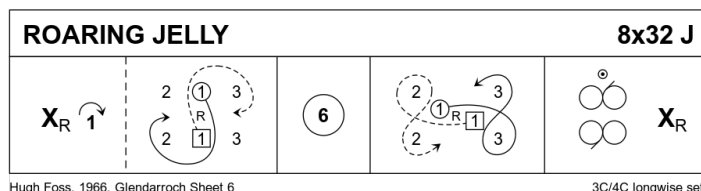
20.11.2019

213 ROARING JELLY

J32 · 3/4L

Hugh Foss: Glendarroch Scottish Dance Sheets · Crib: E-cribs · Diagram: Keith Rose's Diagrams

- 1– 1c cross RH | cast off (2c up) ; cross RH, 1c casts R round 3cnr to finish in line across between 2cnr and 3cnr
- 9– Circle6 and back
- 17– 1c change places up/dn RH | Fig8 round 4cnr and 1cnr, start Rsh), finish on sideline facing 2cnr
- 25– 1c Reels3{6} on opposite sides (Rsh to 2cnr) | cross RH

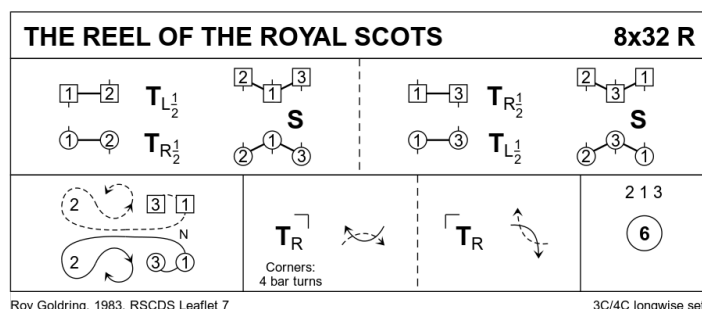


214 THE REEL OF THE ROYAL SCOTS

R32 · 3/4L

Roy Goldring: *The Leaflet Dances with Music* · Crib: *E-cribs* · Diagram: *Keith Rose's Diagrams*

- 1– 1W+2W (1M+2M) turn LH (RH) ½, finishing 1c BtoB in 2pl | All set as in DTr; 1W+3W (1M+3M) turn RH (LH) ½ | 2c+3c+1c set as in DTr
- 9– 1c followed by 3c dance up between 2c, cast off; dance NHJ down through 3pl, cast up to face 1cnrs, 3c looping into 3pl
- 17– 1c turn 1cnrs RH, pass Rsh (cnrs dance for {4}); turn 2cnrs RH (same), and cross Rsh to (2,1,3)
- 25– All circle6 and back

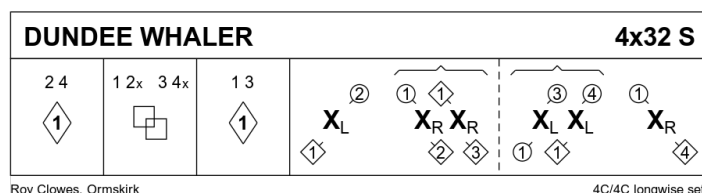


215 THE DUNDEE WHALER

S32 · 4/4L

Roy Clowes: *Ormskirk Scottish Dances - Memorial Edition* · Crib: *E-cribs* · Diagram: *Keith Rose's Diagrams*

- 1– 2c+4c petronella (to 1,2x,3,4x)
- 9– 1c+2c & 3c+4c L-Chain
- 17– 1c+3c petronella (to 1x,2x,3x,4x)
- 25– 1W+2M cross LH | 1M+2W & 1W+3W cross RH; 1M+3M & 1W+4M cross LH | 1M+4W cross RH (2,3,4,1).



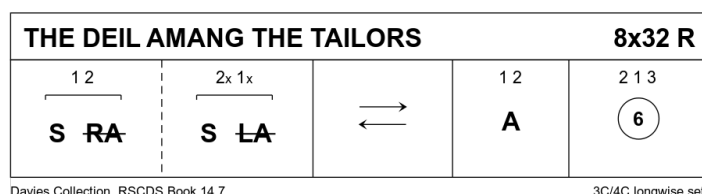
[25-32] represent tacking the ship, therefore no polite turns

216 THE DEIL AMANG THE TAILORS

R32 · 3/4L

RSCDS XIV 7 · Crib: *E-cribs* · Diagram: *Keith Rose's Diagrams*

- 1– 1c+2c set, ½ RHA; set, ½ LHA
- 9– 1c lead down the middle and up, 2c step in for
- 17– 1c+2c Allemande
- 25– 2c+1c+3c circle6 and back.

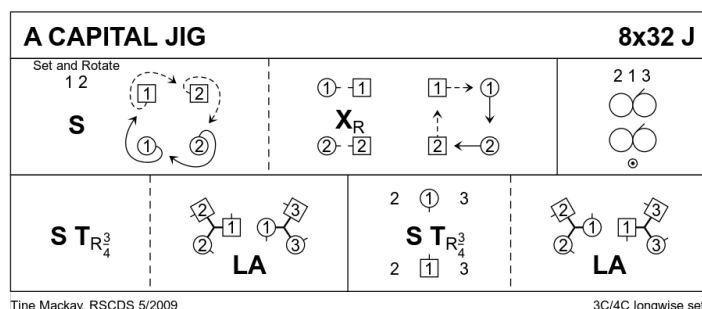


217 A CAPITAL JIG

J32 · 3/4L

Tine E MacKay: *Magazine Dances 2005-2009* · Crib: *E-cribs* · Diagram: *Keith Rose's Diagrams*

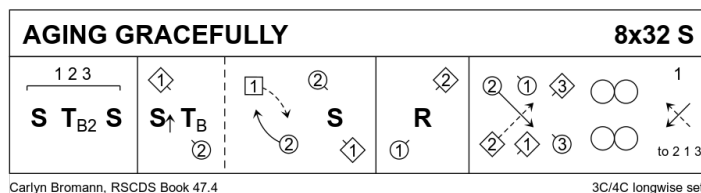
- 1– 1c+2c Set&Rotate, finish 1c facing 2c (2,1,3)
- 9– Rsh Reels3 on the sides
- 17– 1c set | turn ¾ RH; 2c+1W & 1M+3c LHA (to 2,1x,3)
- 25– 1c set | turn ¾ RH; 2c+1M & 1W+3c LHA (2,1,3)



218 AGING GRACEFULLY S32 · 3/4L

Carlyn Bromann: RSCDS XLVII 4 · Crib: E-cribs · Diagram: Keith Rose's Diagrams

- 1– All set | turn BH twice | set
- 9– 1W+2M set adv. | turn BH ; pass Rsh to exchanged places | set
- 17– 1M+2W repeat (2x,1x,3)
- 25– 2c cross down into Reels3 on sides, 1c start out and up, and cross up at end (2,1,3)

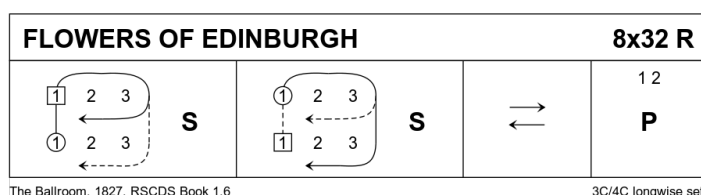


27.11.2019

219 FLOWERS OF EDINBURGH R32 · 3/4L

RSCDS I 6 · Crib: E-cribs · Diagram: Keith Rose's Diagrams

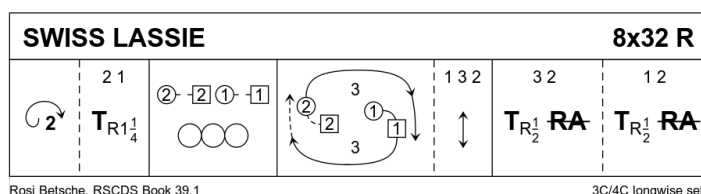
- 1– 1W followed by 1M casts off 2, 1W crosses below 3c and casts up M side **while** { 1M dances up the middle, both to P's place {6} | 1c set
- 9– 1c repeat with 1M casting, finishing in original places
- 17– 1c lead down the middle and up
- 25– 1c+2c Poussette



220 SWISS LASSIE R32 · 3/4L

Rosi Betsche: RSCDS XXXIX 1 · Crib: E-cribs · Diagram: Keith Rose's Diagrams

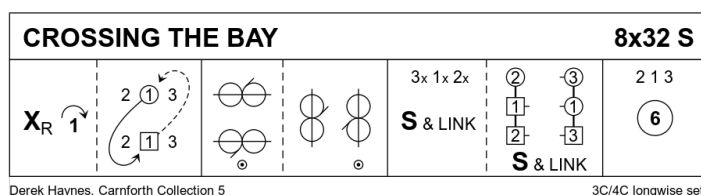
- 1– 1c cast off 2 (dance in to begin) (2c+3c up) ; 2c+1c 1¼ turn RH to midline, facing P
- 9– 2c+1c Reel4 on midline, 2M and 1W end facing opposite side, with P behind
- 17– 2c & 1c chase clw round 3c to (1,3,2) ; All A&R
- 25– 3c+2c turn RH ½, leading into ½ RHA, to sidelines ; 1c+2c repeat (2,1,3)



221 CROSSING THE BAY S32 · 3/4L

Derek Haynes: Carnforth Collection of SC Dances 5 · Crib: E-cribs · Diagram: Keith Rose's Diagrams

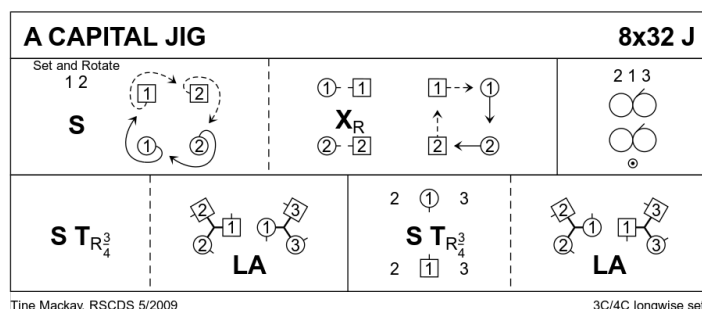
- 1– 1c cross RH | cast (2c up) ; 1c ½ Fig8 to R (W down, M up) (2,1,3)
- 9– Opposing ½ Reels3 on sides (1c starts in & R, i.e. Rsh to 4cnr), 2c+3c finish with loop ; opposing ½ Reels3 across (1c Lsh to 1cnr position) (3x,1x,2x)
- 17– S&Link3 ; repeat (2,1,3)
- 25– All circle6 and back.



222 A CAPITAL JIG J32 · 3/4L

Tine E MacKay: Magazine Dances 2005-2009 · Crib: E-cribs · Diagram: Keith Rose's Diagrams

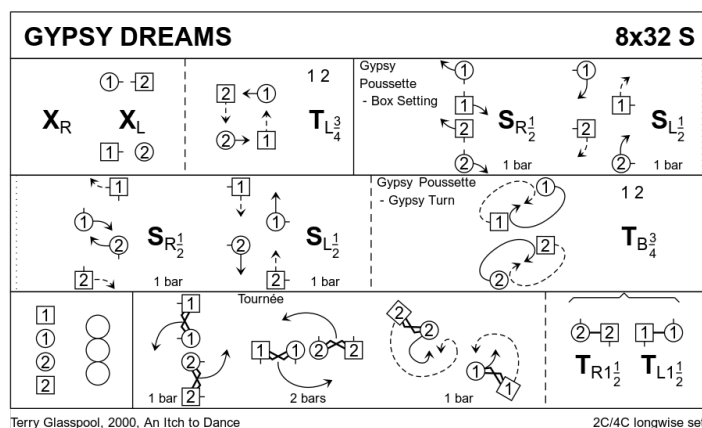
- 1– 1c+2c Set&Rotate, finish 1c facing 2c (2,1,3)
- 9– Rsh Reels3 on the sides
- 17– 1c set | turn $\frac{3}{4}$ RH ; 2c+1W & 1M+3c LHA (to 2,1x,3)
- 25– 1c set | turn $\frac{3}{4}$ RH ; 2c+1M & 1W+3c LHA (2,1,3)



223 GYPSY DREAMS S32 · 2/4L

Terry Glasspool: An Itch to Dance · Crib: E-cribs · Diagram: Keith Rose's Diagrams

- 1– 1c cross RH and face down | 1c+2c $\frac{1}{2}$ LH turn on the sides ; all chase cclw one place | all turn P $\frac{3}{4}$ LH into a line across (W BtoB)
- 9– Gypsy Pousette, as follows.
- 9-12 (Box setting) All set R and swivel R $\frac{1}{4}$ »on the hop« to face away from P, all set L and swivel R $\frac{1}{4}$. to face in | all set R (M passing BtoB) and swivel R $\frac{1}{4}$, all set L and do not swivel. Partners finish facing away from each other but are not lined up BtoB.
- 13-16 (Gypsy turn) All starting to their own R, dance around P halfway and melt into turn $\frac{3}{4}$ BH to finish facing P in a line across, M in the middle.
- 17– Reel4 across the dance. On [24] the M dance $\frac{1}{4}$ around each other, Lsh to Lsh, **while{}** the W extend the loops to join P in promhold, all forming a line across, 1c facing up, 2c down.
- 25– [25] 1c+2c Promenade $\frac{1}{4}$ around each other (M staying Lsh to Lsh), into the last 7 bars of the Tournée.



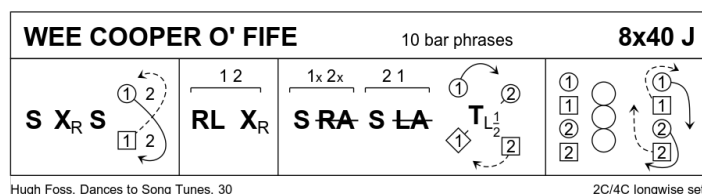
Notes: In [9-12] each C follows the edges of a square:

Music: A smooth strathspey for example: »Birks of Invermay« by Tersipchore

224 THE WEE COOPER O' FIFE J40 · 2/4L

Hugh Foss: Dances To Song Tunes · Crib: E-cribs · Diagram: Keith Rose's Diagrams

- 1-10 1c set, cross RH, set, lead down, cross and cast up (1,2)
- 11-20 1c+2c R&L (no polite turn), cross RH (1x,2x)
- 21-30 1c+2c set | $\frac{1}{2}$ RHA ; set | $\frac{1}{2}$ LHA | 1W+2M continue $\frac{1}{2}$ LH turn **while{}** 1M+2W (the leading M and W) cast R and out on opposite side, all finish in line across facing P
- 31-40 Reel4 across the set | Pass P Rsh and dance to own side (2,1)

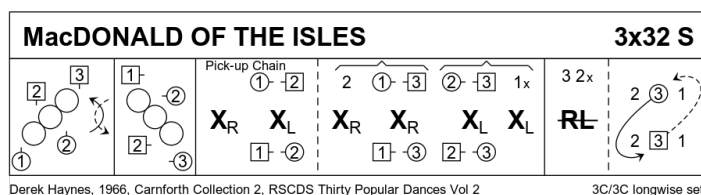


225 MACDONALD OF THE ISLES

S32 · 3/3L

Derek Haynes: *Thirty Popular Dances, Volume Two* · Crib: *E-cribs* · Diagram: *Keith Rose's Diagrams*

- 1– 2c diagonal Reel4 with 1cnrs, at end dance Lsh round P to face 2cnrs
- 9– 2c diagonal Reel4 with 2cnrs (2cnr loop by the R) (to 1,2,3)
- 17– 1c+2c+3c »snowball« G-Chain (1c begin, 2 bars per hand) (to 3,2x,1)
- 25– 3c+2c ½ R&L ; 3c ½ Fig8 R (3M up, 3W down) (2,3,1)



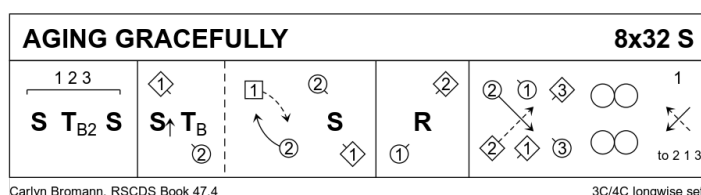
04.12.2019

226 AGING GRACEFULLY

S32 · 3/4L

Carlyn Bromann: *RSCDS XLVII 4* · Crib: *E-cribs* · Diagram: *Keith Rose's Diagrams*

- 1– All set | turn BH twice | set
- 9– 1W+2M set adv. | turn BH ; pass Rsh to exchanged places | set
- 17– 1M+2W repeat (2x,1x,3)
- 25– 2c cross down into Reels3 on sides, 1c start out and up, and cross up at end (2,1,3)

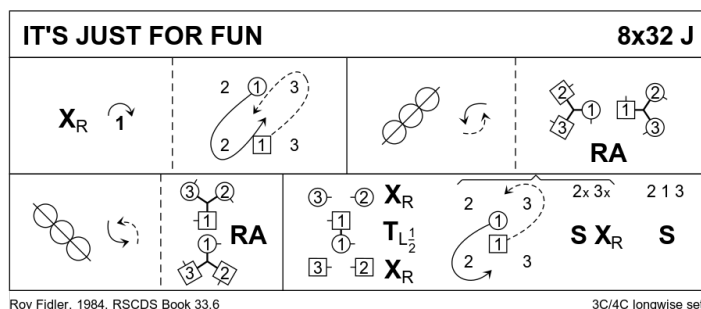


227 IT'S JUST FOR FUN

J32 · 3/4L

Roy Fidler: *RSCDS XXXIII 6* · Crib: *E-cribs* · Diagram: *Keith Rose's Diagrams*

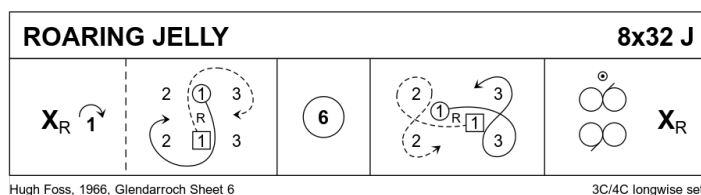
- 1– 1c cross RH | cast off (2c up) ; ½Fig8 round 3cnr, pass Lsh to face 1cnr
- 9– ½Reel4 with 1cnrs, pass Lsh ; Teapots R (1M+2W+3W (at top) & 1W+2M+3M RHA) finish facing 2cnrs
- 17– ½Reel4 with 2cnrs, pass Lsh ; Teapots R on own sides (1M+2W+3W & 1W+2M+3M RHA)
- 25– 1c turn LH ½ (1M faces up, 1W down) **while**{2} all cnrs change places RH on sides (polite turn) | 1c dances out the end and L to 2pl **while**{4} 2c+3c set to P and cross RH | All set (2,1,3).



228 ROARING JELLY J32 · 3/4L

Hugh Foss: Glendarroch Scottish Dance Sheets · Crib: E-cribs · Diagram: Keith Rose's Diagrams

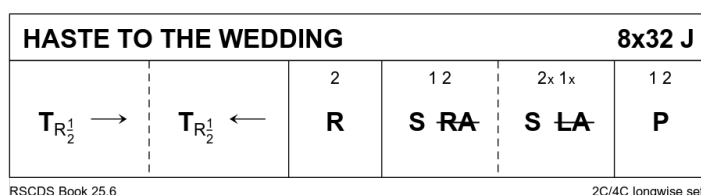
- 1– 1c cross RH | cast off (2c up) ; cross RH, 1c casts R round 3cnr to finish in line across between 2cnr and 3cnr
- 9– Circle6 and back
- 17– 1c change places up/dn RH | Fig8 round 4cnr and 1cnr, start Rsh), finish on sideline facing 2cnr
- 25– 1c Reels3{6} on opposite sides (Rsh to 2cnr) | cross RH



229 HASTE TO THE WEDDING J32 · 2/4L

RSCDS XXV 6 · Crib: E-cribs · Diagram: Keith Rose's Diagrams

- 1– 1c turn RH ½ | lead down ; turn RH ½ | lead up to place
- 9– 2c repeat
- 17– 1c+2c set | ½ RHA ; set | ½ LHA into
- 25– 1c+2c Pousette

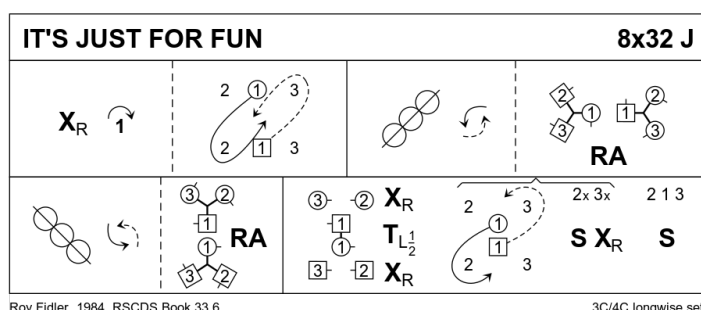


230 STEP PRACTICE – 11.12.2019

231 IT'S JUST FOR FUN J32 · 3/4L

Roy Fidler: RSCDS XXXIII 6 · Crib: E-cribs · Diagram: Keith Rose's Diagrams

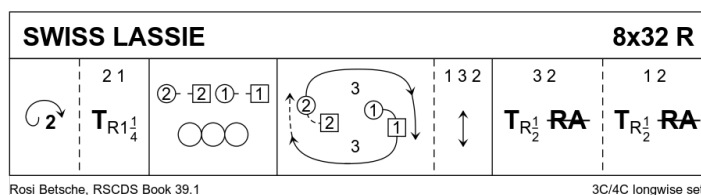
- 1– 1c cross RH | cast off (2c up) ; ½Fig8 round 3cnr, pass Lsh to face 1cnr
- 9– ½Reel4 with 1cnrs, pass Lsh ; Teapots R (1M+2W+3W (at top) & 1W+2M+3M RHA) finish facing 2cnrs
- 17– ½Reel4 with 2cnrs, pass Lsh ; Teapots R on own sides (1M+2W+3W & 1W+2M+3M RHA)
- 25– 1c turn LH ½ (1M faces up, 1W down) **while**{2} all cnrs change places RH on sides (polite turn) | 1c dances out the end and L to 2pl **while**{4} 2c+3c set to P and cross RH | All set (2,1,3).



232 SWISS LASSIE R32 · 3/4L

Rosi Betsche: RSCDS XXXIX 1 · Crib: E-cribs · Diagram: Keith Rose's Diagrams

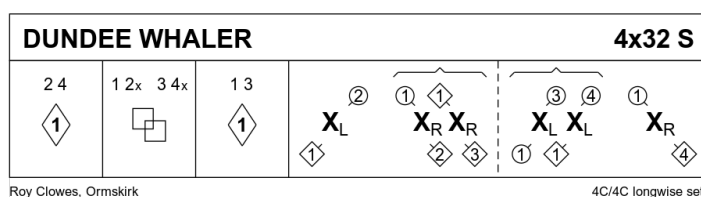
- 1– 1c cast off 2 (dance in to begin) (2c+3c up) ; 2c+1c 1¼ turn RH to midline, facing P
- 9– 2c+1c Reel4 on midline, 2M and 1W end facing opposite side, with P behind
- 17– 2c & 1c chase clw round 3c to (1,3,2) ; All A&R
- 25– 3c+2c turn RH ½, leading into ½ RHA, to sidelines ; 1c+2c repeat (2,1,3)



233 THE DUNDEE WHALER S32 · 4/4L

Roy Clowes: Ormskirk Scottish Dances - Memorial Edition · Crib: E-cribs · Diagram: Keith Rose's Diagrams

- 1– 2c+4c petronella (to 1,2x,3,4x)
- 9– 1c+2c & 3c+4c L-Chain
- 17– 1c+3c petronella (to 1x,2x,3x,4x)
- 25– 1W+2M cross LH | 1M+2W & 1W+3W cross RH ; 1M+3M & 1W+4M cross LH | 1M+4W cross RH (2,3,4,1).

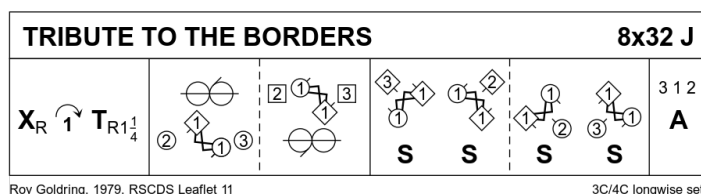


[25-32] represent tacking the ship, therefore no polite turns

234 TRIBUTE TO THE BORDERS J32 · 3/4L

Roy Goldring: The Leaflet Dances with Music · Crib: E-cribs · Diagram: Keith Rose's Diagrams

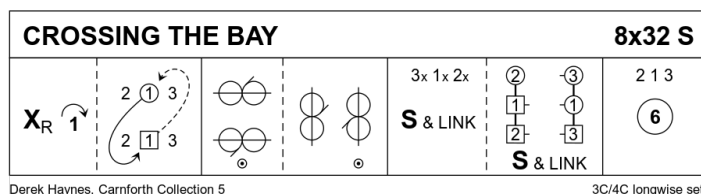
- 1– 1c cross RH | cast (2c up) ; turn 1¼ RH to promhold facing M side
- 9– 1c Rsh ½ Reel3 with 2M+3M ; Rsh ½ Reel3 with 3W+2W, 1c finish in centre facing 3W (now in 1W pl)
- 17– 1c set to 3W pulling Rsh back | set to 2W ; set to 2M | 1c set to 3M **while**{2} 3c+2c set advancing into
- 25– 3c+1c+2c Allemande



235 CROSSING THE BAY S32 · 3/4L

Derek Haynes: Carnforth Collection of SC Dances 5 · Crib: E-cribs · Diagram: Keith Rose's Diagrams

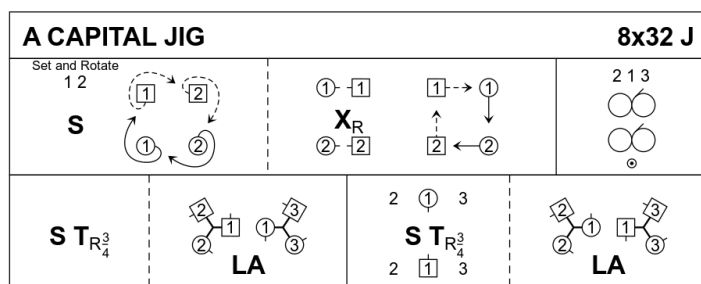
- 1– 1c cross RH | cast (2c up) ; 1c ½ Fig8 to R (W down, M up) (2,1,3)
- 9– Opposing ½ Reels3 on sides (1c starts in & R, i.e. Rsh to 4cnr), 2c+3c finish with loop ; opposing ½ Reels3 across (1c Lsh to 1cnr position) (3x,1x,2x)
- 17– S&Link3 ; repeat (2,1,3)
- 25– All circle6 and back.



236 A CAPITAL JIG J32 · 3/4L

Tine E MacKay: Magazine Dances 2005-2009 · Crib: E-cribs · Diagram: Keith Rose's Diagrams

- 1– 1c+2c Set&Rotate, finish 1c facing 2c (2,1,3)
- 9– Rsh Reels3 on the sides
- 17– 1c set | turn $\frac{3}{4}$ RH ; 2c+1W & 1M+3c LHA (to 2,1x,3)
- 25– 1c set | turn $\frac{3}{4}$ RH ; 2c+1M & 1W+3c LHA (2,1,3)



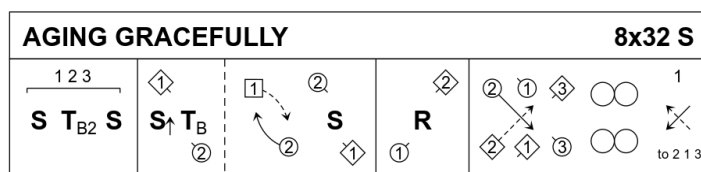
Tine Mackay, RSCDS 5/2009

3C/4C longwise set.

237 AGING GRACEFULLY S32 · 3/4L

Carlyn Bromann: RSCDS XLVII 4 · Crib: E-cribs · Diagram: Keith Rose's Diagrams

- 1– All set | turn BH twice | set
- 9– 1W+2M set adv. | turn BH ; pass Rsh to exchanged places | set
- 17– 1M+2W repeat (2x,1x,3)
- 25– 2c cross down into Reels3 on sides, 1c start out and up, and cross up at end (2,1,3)



Carlyn Bromann, RSCDS Book 47.4

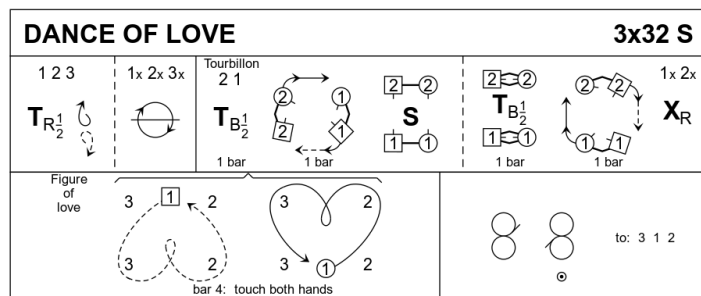
3C/4C longwise set.

18.12.2019

238 DANCE OF LOVE S32 · 3/3L

Aymeric Fromherz · Crib: E-cribs · Diagram: Keith Rose's Diagrams

- 1-- All Turn Halfway and Cast ; chase clw $\frac{1}{2}$ (3,2,1)
- 9-- 2c+1c Tourbillon (3,1,2)
- 17-- 1c »Figure of Love« [1c loop LSh round 1cnrs[pos] to centre, touch P BH, pull LSh back to face opp sides, loop LSh round 2cnrs[pos] to original places] (3,1,2)
- 25-- Reels3 across, 1c LSh to 1cnrs[pos] (3,1,2)



Aymeric Fromherz, 2018

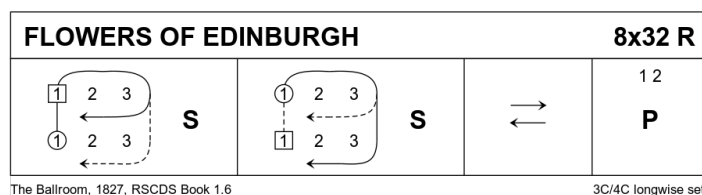
3C/3C longwise set.

239 FLOWERS OF EDINBURGH

R32 · 3/4L

RSCDS I 6 · Crib: E-cribs · Diagram: Keith Rose's Diagrams

- 1– 1W followed by 1M casts off 2, 1W crosses below 3c and casts up M side **while** { 1M dances up the middle, both to P's place {6} | 1c set
- 9– 1c repeat with 1M casting, finishing in original places
- 17– 1c lead down the middle and up
- 25– 1c+2c Poussette

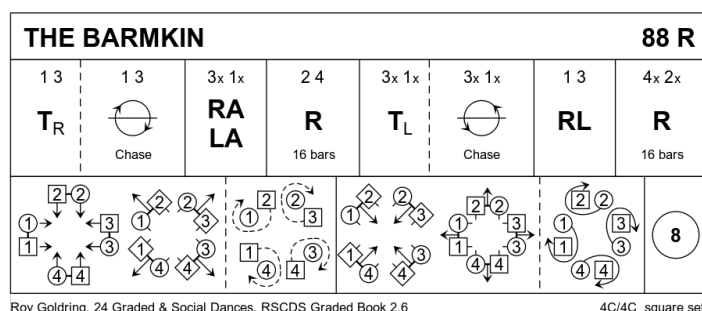


240 THE BARMKIN

R88 · 4S

Roy Goldring: A Second Book of Graded Scottish Country Dances · Crib: E-cribs · Diagram: Keith Rose's Diagrams

- 1– 1c+3c turn RH and face clw ; chase ½ round set into
- 9– 3c+1c RHA ; LHA to exchanged places (3,2,1,4)
- 17-32 2c+4c repeat [1-16] (3,4,1,2)
- 33– 1c+3c turn LH and face cclw ; chase ½ round set to own places
- 41– 1c+3c R&L (1,4,3,2)
- 49-64 2c+4c repeat [33-48] (1,2,3,4)
- 65– All C NHJ advance | retire »diagonally« NHJ with cnr ; all W dance clw round their cnr
- 73– All pairs advance | retire NHJ with P to places ; all M dance clw round P
- 81– All circle8 and back

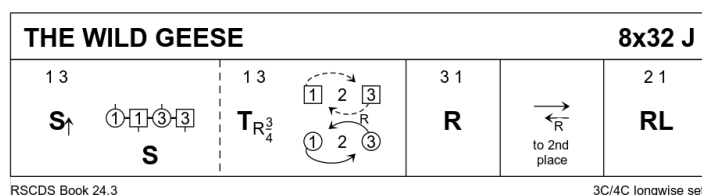


241 THE WILD GEESE

J32 · 3/4L

RSCDS XXIV 3 · Crib: E-cribs · Diagram: Keith Rose's Diagrams

- 1– 1c+3c set advancing to midline with P on R | BiL ; 1c turn ¾ RH and cast off to 3pl **while** { 3c turn ¾ RH and lead to 1pl (3,2,1)
- 9– repeat [1-8] from new positions (1,2,3)
- 17– 1c lead down the middle (2c up on [19-20]) ; and up to (2,1,3)
- 25– 2c+1c R&L

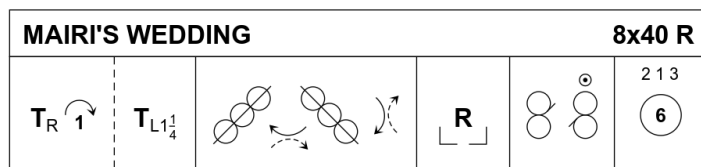


242 MAIRI'S WEDDING

R40 · 3/4L

James B Cosh: *Twenty Two SCD* · Crib: *E-cribs* · Diagram: *Keith Rose's Diagrams*

- 1– 1c turn RH | cast (2c up) ; turn LH to face 1cnrs
- 9– 1c ½Reel4 with 1cnrs (pass P Lsh) ; Repeat with 2cnrs
- 17– Repeat with 3cnrs (1cnr person) ; Repeat with 4cnrs (2cnr person)
- 25– 1W+2c & 1M+3c Reels3 across, Lsh to 1cnr
- 33– 2c+1c+3c circle6 and back



James Cosh, 1959, 22 SCDs, RSCDS Thirty Popular Dances Vol 2

3C/4C longwise set.

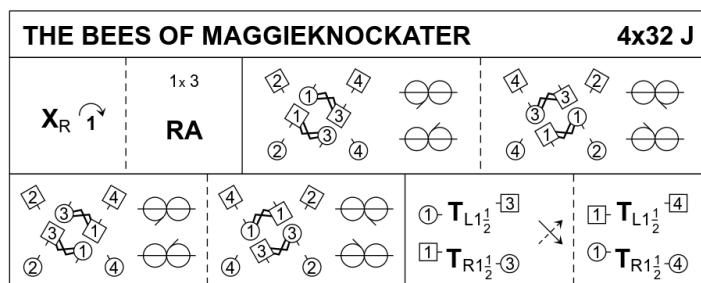
Note: Cosh explicitly tells 1c to pass Lsh in [9-24]; however the Rsh pass is quite common, and nicknamed »Mairi's Divorce«.

243 THE BEES OF MAGGIEKNOCKATER

J32 · 4/4L

John Drewry: *Thirty Popular Dances, Volume Two* · Crib: *E-cribs* · Diagram: *Keith Rose's Diagrams*

- 1– 1c cross RH | cast off (2c up) ; 1c+3c RHA, finish as pairs 1M+3W & 3M+1W facing out on W/M side in promhold
- 9– Pairs+ 2c+4c Rsh ½Reels3 on sides ; pairs meet & take P in promhold for Lsh ½Reels3 on sides
- 17– Meet and repeat (as pairs Rsh ½Reels3 ; with P Lsh ½Reels3)
- 25– 1c (passing inside) turn 3c 1½ Easy Hand ; 1c cross and passing inside turn 4c EH 1½ (to 2,3,4,1)



John Drewry, 1975, Canadian Book, RSCDS Thirty Popular Dances Vol 2

4C/4C longwise set.