

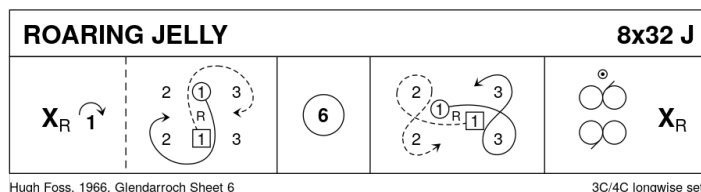
# Tamburin Stuttgart Mittwoch Class 2020

08.01.2020

## 1 ROARING JELLY J32 · 3/4L

Hugh Foss: Glendarroch Scottish Dance Sheets · Crib: E-cribs · Diagram: Keith Rose's Diagrams

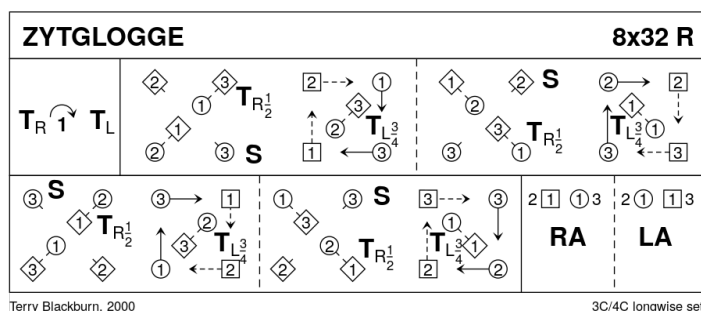
- 1– 1c cross RH | cast off (2c up) ; cross RH, 1c casts R round 3c to finish in line across between 2c and 3c
- 9– Circle6 and back
- 17– 1c change places up/dn RH | Fig8 round 4c and 1c, start Rsh), finish on sideline facing 2c
- 25– 1c Reels3{6} on opposite sides (Rsh to 2c) | cross RH



## 2 ZYTGLOGGE R32 · 3/4L

Terry Blackburn: Collecta Ursis · Crib: E-cribs · Diagram: Keith Rose's Diagrams

- 1– 1c turn RH | cast (2c up) ; turn LH to face 1c
- 9– 1c+1cns turn RH ½ while{2} 2cns set | 1c+2cns chase 1 place clw while{2} 1cns turn LH ¾ to face 1c on 2diag ; Repeat figure from new places (1c now faces 3c position)
- 17– Repeat [9-16], 1c finish LH turn with M below W and facing 1c
- 25– Teapots R ; and L (2c+1W & 1M+3c RHA ; 1c pass Rsh and repeat LHA with other couple) (2,1,3)



The Zytglogge is a clock tower in the centre of Berne with clockwork figures which come into life every hour

## 3 BETTY'S WEDDING M32 · 3/4L

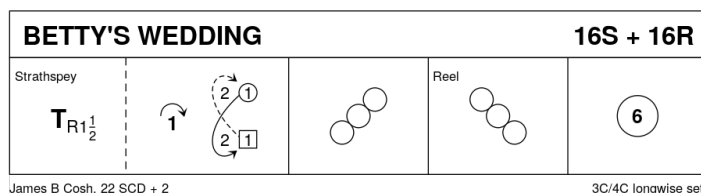
James B Cosh: Twenty Two SCD · Crib: E-cribs · Diagram: Keith Rose's Diagrams

Strathspey

- 1– 1c turn RH 1½ and cast off ; ½Fig8 up (2c up on [7-8] and face 1c)
- 9– Reel4 with 1cns, at end pass Lsh into

Reel

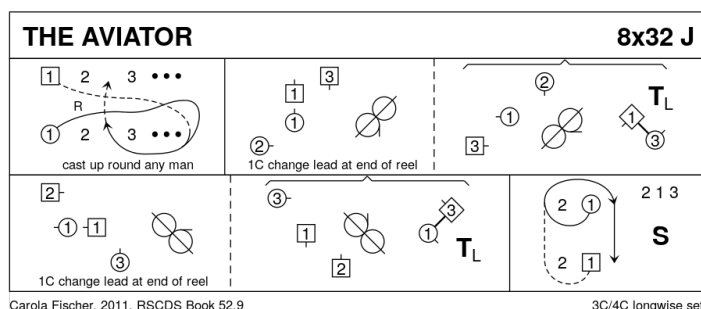
- 17– Reel4 with 2cns to (2,1,3)
- 25– 2c+1c+3c circle6 and back (2,1,3)



## 4 THE AVIATOR J32 · 3/4L

Carola Fischer: RSCDS LII 9 · Crib: E-cribs · Diagram: Keith Rose's Diagrams

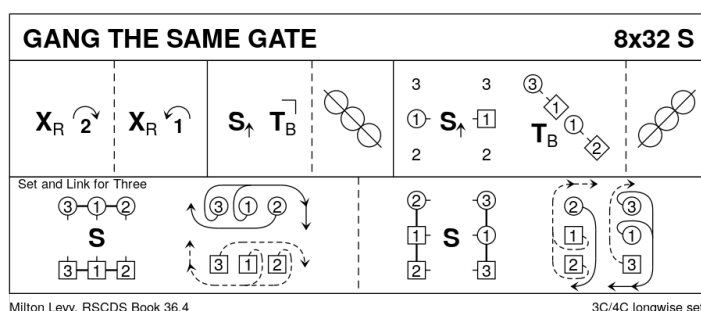
- 1-- 1c lead down (2c up), on [4] 1W crosses in front and, 1M following, casts up (round any standing M), to finish 1c in 2pl facing 3W
- 9-- 3W+1c+2M Rsh lead-change diag. Reel3 ; 1M dancing the full reel, **while for [13-16]** 1W turns 3M LH to finish behind 1M, both on midline facing up
- 17-- 2W+1c+3M Rsh lead-change diag. Reel3 ; 1W dancing the full reel, **while for [21-24]** 1M turns 3W LH to finish 1c in 2plx, 1W facing out
- 25-- 1c dance up (1W Rsh to 2M, 1M Rsh to 2W) | 1c dance Rsh round 2W to 2pl | All set.



## 5 GANG THE SAME GATE S32 · 3/4L

Milton Levy: RSCDS XXXVI 4 · Crib: E-cribs · Diagram: Keith Rose's Diagrams

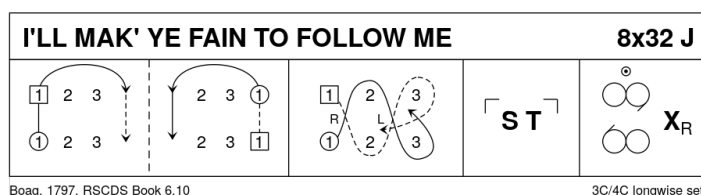
- 1-- 1c cross RH | cast off 2 (2c+3c up) ; 1c cross RH and cast up (3c down) to (2,1,3)
- 9-- 1c set passing Lsh | turn 1cnrs BH ; ½Reel4 with 2cnrs, at end 1c curve R to between end cpl (M above facing W below)
- 17-- 1c set passing Lsh, turn 4cnr (2cnr persons) BH ; ½Reel4 with 1cnrs, at end curve R to end as (3x,1x,2x)
- 25-- All S&Link3 ; repeat (2,1,3)



## 6 'I'LL MAK' YE FAIN TO FOLLOW ME J32 · 3/4L

W Boag (18C): RSCDS VI 10 · Crib: E-cribs · Diagram: Keith Rose's Diagrams

- 1-- 1W casts off 2, 1M following, to 3pl opposite sides (2c+3c up) ; 1M casts up 2, 1W following, to own places (2c+3c down)
- 9-- 1c cross RH, cast off one (2c up) ; cross LH, cast off one and lead up to 1cnrs
- 17-- 1c set to and turn corners
- 25-- Reels3{6} on the sides | 1c cross (2,1,3).

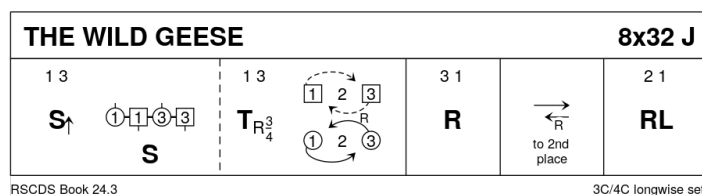


15.01.2020

## 7 THE WILD GEESE J32 · 3/4L

RSCDS XXIV 3 · Crib: E-cribs · Diagram: Keith Rose's Diagrams

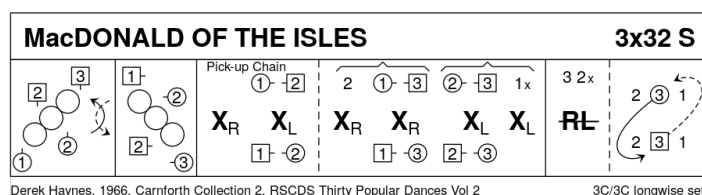
- 1– 1c+3c set advancing to midline with P on R | BiL ; 1c turn  $\frac{3}{4}$  RH and cast off to 3pl **while**{4} 3c turn  $\frac{3}{4}$  RH and lead to 1pl (3,2,1)
- 9– repeat [1-8] from new positions (1,2,3)
- 17– 1c lead down the middle (2c up on [19-20]) ; and up to (2,1,3)
- 25– 2c+1c R&L



## 8 MACDONALD OF THE ISLES S32 · 3/3L

Derek Haynes: *Thirty Popular Dances, Volume Two* · Crib: E-cribs · Diagram: Keith Rose's Diagrams

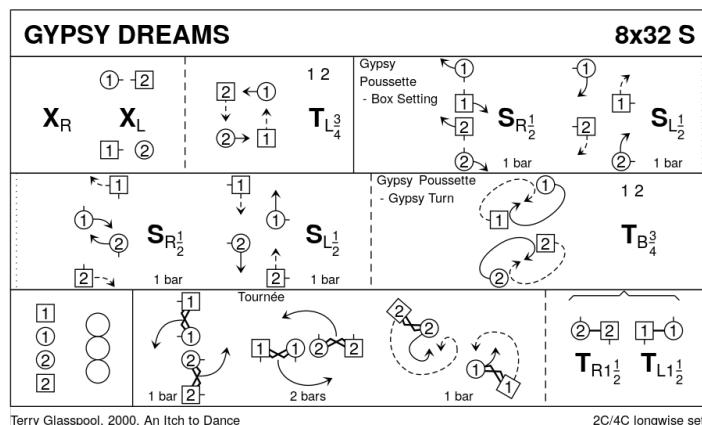
- 1– 2c diagonal Reel4 with 1cnrs, at end dance Lsh round P to face 2cnrs
- 9– 2c diagonal Reel4 with 2cnrs (2cnr loop by the R) (to 1,2,3)
- 17– 1c+2c+3c »snowball« G-Chain (1c begin, 2 bars per hand) (to 3,2x,1)
- 25– 3c+2c  $\frac{1}{2}$  R&L ; 3c  $\frac{1}{2}$  Fig8 R (3M up, 3W down) (2,3,1)



## 9 GYPSY DREAMS S32 · 2/4L

Terry Glasspool: *An Itch to Dance* · Crib: E-cribs · Diagram: Keith Rose's Diagrams

- 1– 1c cross RH and face down | 1c+2c  $\frac{1}{2}$  LH turn on the sides ; all chase cclw one place | all turn P  $\frac{3}{4}$  LH into a line across (W BtoB)
- 9– Gypsy Pousette, as follows.
- 9-12 (Box setting) All set R and swivel R  $\frac{1}{4}$  »on the hop« to face away from P, all set L and swivel R  $\frac{1}{4}$ . to face in | all set R (M passing BtoB) and swivel R  $\frac{1}{4}$ , all set L and do not swivel. Partners finish facing away from each other but are not lined up BtoB.
- 13-16 (Gypsy turn) All starting to their own R, dance around P halfway and melt into turn  $\frac{3}{4}$  BH to finish facing P in a line across, M in the middle.
- 17– Reel4 across the dance. On [24] the M dance  $\frac{1}{4}$  around each other, Lsh to Lsh, **while**{ the W extend the loops to join P in promhold, all forming a line across, 1c facing up, 2c down.
- 25– [25] 1c+2c Promenade  $\frac{1}{4}$  around each other (M staying Lsh to Lsh), into the last 7 bars of the Tournée.



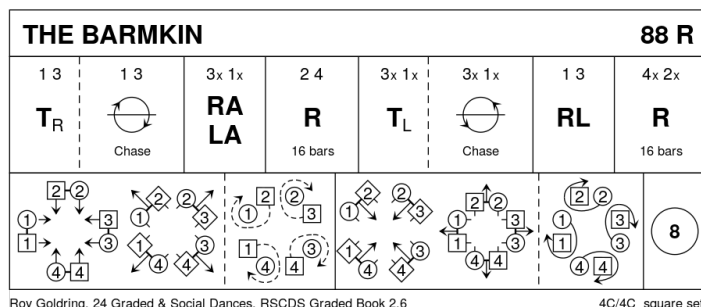
Notes: In [9-12] each C follows the edges of a square:

Music: A smooth strathspey for example: »Birks of Invermay« by Tersipchore

## 10 THE BARMKIN R88 · 4S

Roy Goldring: *A Second Book of Graded Scottish Country Dances* · Crib: *E-cribs* · Diagram: *Keith Rose's Diagrams*

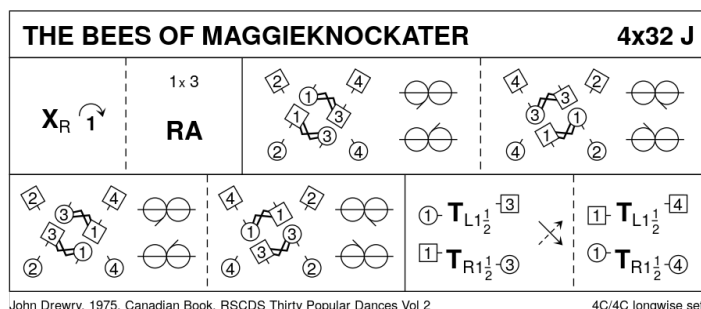
- 1– 1c+3c turn RH and face clw ; chase ½ round set into  
 9– 3c+1c RHA ; LHA to exchanged places (3,2,1,4)  
 17-32 2c+4c repeat [1-16] (3,4,1,2)  
 33– 1c+3c turn LH and face cclw ; chase ½ round set to own places  
 41– 1c+3c R&L (1,4,3,2)  
 49-64 2c+4c repeat [33-48] (1,2,3,4)  
 65– All C NHJ advance | retire »diagonally« NHJ with cnr ; all W dance clw round their cnr  
 73– All pairs advance | retire NHJ with P to places ; all M dance clw round P  
 81– All circle8 and back



## 11 THE BEES OF MAGGIEKNOCKATER J32 · 4/4L

John Drewry: *Thirty Popular Dances, Volume Two* · Crib: *E-cribs* · Diagram: *Keith Rose's Diagrams*

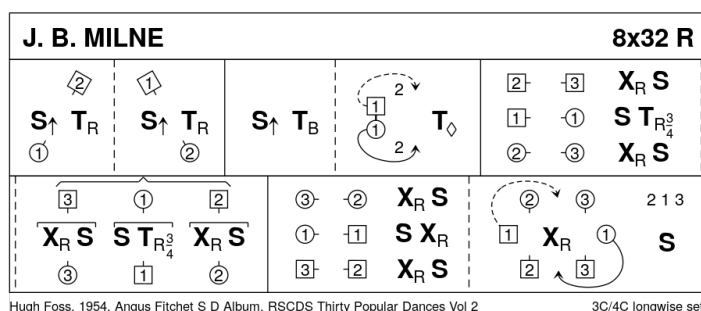
- 1– 1c cross RH | cast off (2c up) ; 1c+3c RHA, finish as pairs 1M+3W & 3M+1W facing out on W/M side in promhold  
 9– Pairs+ 2c+4c Rsh ½Reels3 on sides ; pairs meet & take P in promhold for Lsh ½Reels3 on sides  
 17– Meet and repeat (as pairs Rsh ½Reels3 ; with P Lsh ½Reels3)  
 25– 1c (passing inside) turn 3c 1½ Easy Hand ; 1c cross and passing inside turn 4c EH 1½ (to 2,3,4,1)



## 12 J. B. MILNE R32 · 3/4L

Hugh Foss: *Thirty Popular Dances, Volume Two* · Crib: *E-cribs* · Diagram: *Keith Rose's Diagrams*

- 1– 1M+2W set advancing and turn RH ; 1W+2M repeat  
 9– 1c set advancing | turn BH and open upwards ; cast off one (2c up), Petronella Turn to: 1M between 3c and 1W between 2c  
 17– 1c set, turn ¾ RH, set, turn ¾ RH, **while**{8} 2c+3c pass RH on the sides, set, cross RH, set  
 25– 1c set, pass RH, cast R into 2pl, **while** {6} 2c+3c pass RH on the sides, set ; cross RH | all set. (2,1,3)

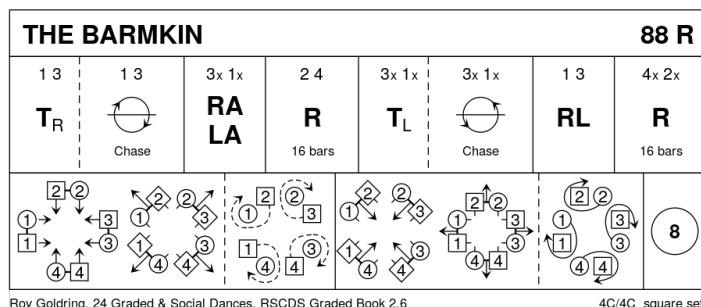


In 17-32, the corners traditionally set one bar to the person you just passed, then one bar to the next person to pass. In a variant for [19-24] 1c turns BH in PdB.

## 13 THE BARMKIN R88 · 4S

Roy Goldring: *A Second Book of Graded Scottish Country Dances* · Crib: *E-cribs* · Diagram: *Keith Rose's Diagrams*

- 1– 1c+3c turn RH and face clw ; chase ½ round set into
- 9– 3c+1c RHA ; LHA to exchanged places (3,2,1,4)
- 17-32 2c+4c repeat [1-16] (3,4,1,2)
- 33– 1c+3c turn LH and face cclw ; chase ½ round set to own places
- 41– 1c+3c R&L (1,4,3,2)
- 49-64 2c+4c repeat [33-48] (1,2,3,4)
- 65– All C NHJ advance | retire »diagonally« NHJ with cnr ; all W dance clw round their cnr
- 73– All pairs advance | retire NHJ with P to places ; all M dance clw round P
- 81– All circle8 and back

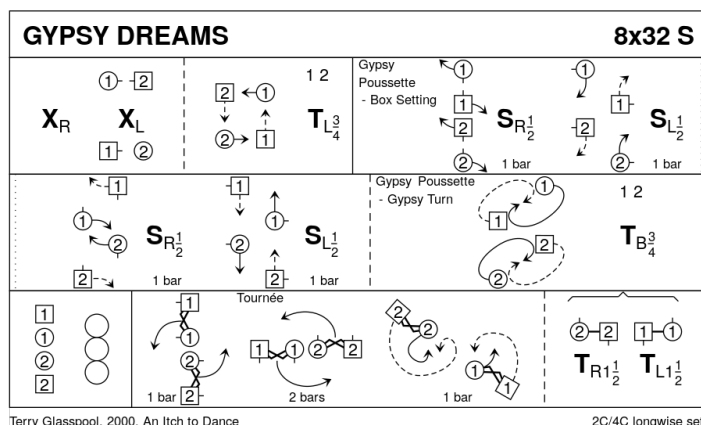


22.01.2020

## 14 GYPSY DREAMS S32 · 2/4L

Terry Glasspool: *An Itch to Dance* · Crib: *E-cribs* · Diagram: *Keith Rose's Diagrams*

- 1– 1c cross RH and face down | 1c+2c ½ LH turn on the sides ; all chase cclw one place | all turn P ¾ LH into a line across (W BtoB)
- 9– Gypsy Pousette, as follows.
- 9-12 (Box setting) All set R and swivel R ¼ »on the hop« to face away from P, all set L and swivel R ¼. to face in | all set R (M passing BtoB) and swivel R ¼, all set L and do not swivel. Partners finish facing away from each other but are not lined up BtoB.
- 13-16 (Gypsy turn) All starting to their own R, dance around P halfway and melt into turn ¾ BH to finish facing P in a line across, M in the middle.
- 17– Reel4 across the dance. On [24] the M dance ¼ around each other, Lsh to Lsh, **while{}** the W extend the loops to join P in promhold, all forming a line across, 1c facing up, 2c down.
- 25– [25] 1c+2c Promenade ¼ around each other (M staying Lsh to Lsh), into the last 7 bars of the Tournée.



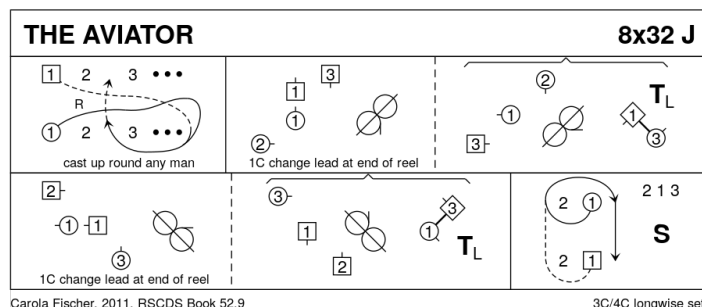
Notes: In [9-12] each C follows the edges of a square:

Music: A smooth strathspey for example: »Birks of Invermay« by Tersipchore

## 15 THE AVIATOR J32 · 3/4L

Carola Fischer: RSCDS LII 9 · Crib: E-cribs · Diagram: Keith Rose's Diagrams

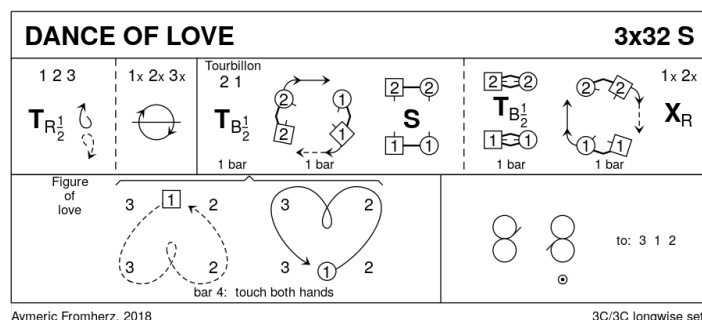
- 1-- 1c lead down (2c up), on [4] 1W crosses in front and, 1M following, casts up (round any standing M), to finish 1c in 2pl facing 3W
- 9-- 3W+1c+2M Rsh lead-change diag. Reel3 ; 1M dancing the full reel, **while for [13-16]** 1W turns 3M LH to finish behind 1M, both on midline facing up
- 17-- 2W+1c+3M Rsh lead-change diag. Reel3 ; 1W dancing the full reel, **while for [21-24]** 1M turns 3W LH to finish 1c in 2plx, 1W facing out
- 25-- 1c dance up (1W Rsh to 2M, 1M Rsh to 2W) | 1c dance Rsh round 2W to 2pl | All set.



## 16 DANCE OF LOVE S32 · 3/3L

Aymeric Fromherz · Crib: E-cribs · Diagram: Keith Rose's Diagrams

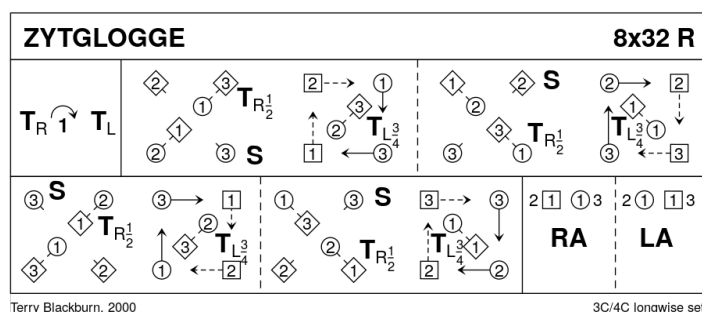
- 1-- All Turn Halfway and Cast ; chase clw ½ (3,2,1)
- 9-- 2c+1c Tourbillon (3,1,2)
- 17-- 1c »Figure of Love« [1c loop LSh round 1cnrs[pos] to centre, touch P BH, pull LSh back to face opp sides, loop LSh round 2cnrs[pos] to original places] (3,1,2)
- 25-- Reels3 across, 1c LSh to 1cnrs[pos] (3,1,2)



## 17 ZYTGLOGGE R32 · 3/4L

Terry Blackburn: Collecta Ursis · Crib: E-cribs · Diagram: Keith Rose's Diagrams

- 1-- 1c turn RH | cast (2c up) ; turn LH to face 1cnr
- 9-- 1c+1cnrs turn RH ½ **while{2}** 2cnrs set | 1c+2cnrs chase 1 place clw **while{2}** 1cnrs turn LH ¾ to face 1c on 2diag ; Repeat figure from new places (1c now faces 3cnr position)
- 17-- Repeat [9-16], 1c finish LH turn with M below W and facing 1cnr
- 25-- Teapots R ; and L (2c+1W & 1M+3c RHA ; 1c pass Rsh and repeat LHA with other couple) (2,1,3)

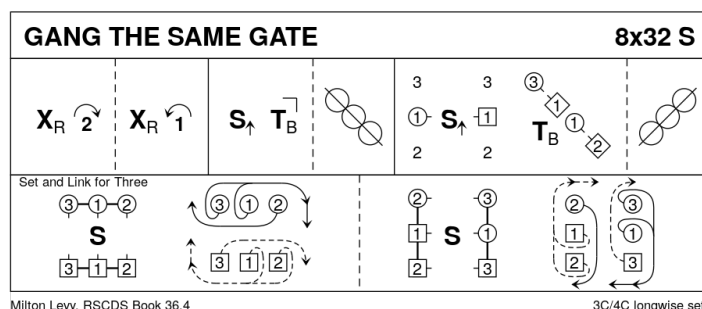


The Zytglogge is a clock tower in the centre of Berne with clockwork figures which come into life every hour

## 18 GANG THE SAME GATE S32 · 3/4L

Milton Levy: RSCDS XXXVI 4 · Crib: E-cribs · Diagram: Keith Rose's Diagrams

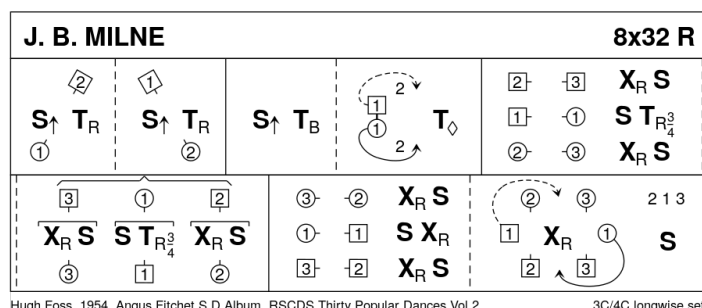
- 1– 1c cross RH | cast off 2 (2c+3c up) ; 1c cross RH and cast up (3c down) to (2,1,3)
- 9– 1c set passing Lsh | turn 1cnrs BH ; ½Reel4 with 2cnrs, at end 1c curve R to between end cpl (M above facing W below)
- 17– 1c set passing Lsh, turn 4cnr (2cnr persons) BH ; ½Reel4 with 1cnrs, at end curve R to end as (3x,1x,2x)
- 25– All S&Link3 ; repeat (2,1,3)



## 19 J. B. MILNE R32 · 3/4L

Hugh Foss: Thirty Popular Dances, Volume Two · Crib: E-cribs · Diagram: Keith Rose's Diagrams

- 1– 1M+2W set advancing and turn RH ; 1W+2M repeat
- 9– 1c set advancing | turn BH and open upwards ; cast off one (2c up), Petronella Turn to: 1M between 3c and 1W between 2c
- 17– 1c set, turn ¾ RH, set, turn ¾ RH, **while**{8} 2c+3c pass RH on the sides, set, cross RH, set
- 25– 1c set, pass RH, cast R into 2pl, **while** {6} 2c+3c pass RH on the sides, set ; cross RH | all set. (2,1,3)

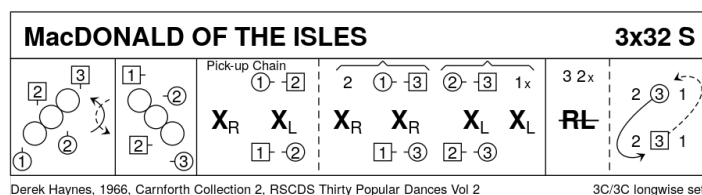


In 17-32, the corners traditionally set one bar to the person you just passed, then one bar to the next person to pass. In a variant for [19-24] 1c turns BH in PdB.

## 20 MACDONALD OF THE ISLES S32 · 3/3L

Derek Haynes: Thirty Popular Dances, Volume Two · Crib: E-cribs · Diagram: Keith Rose's Diagrams

- 1– 2c diagonal Reel4 with 1cnrs, at end dance Lsh round P to face 2cnrs
- 9– 2c diagonal Reel4 with 2cnrs (2cnr loop by the R) (to 1,2,3)
- 17– 1c+2c+3c »snowball« G-Chain (1c begin, 2 bars per hand) (to 3,2x,1)
- 25– 3c+2c ½ R&L ; 3c ½ Fig8 R (3M up, 3W down) (2,3,1)

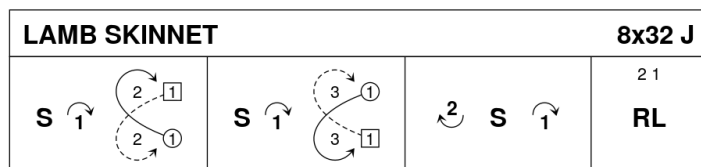


29.01.2020

## 21 LAMB SKINNET J32 · 3/4L

Thompson (18C): RSCDS XIV 12 · Crib: E-cribs · Diagram: Keith Rose's Diagrams

- 1– 1c set, cast off one place (2c up), ½ Fig8 up round 2c (2,1x,3)
- 9– Repeat with 3c (2,3,1)
- 17– 1c lead to above top (in{1}, up{2}, out{1}) ; set to P | cast off (3c down) (2,1,3)
- 25– 2c+1c R&L



Thompson, 1751, RSCDS Book 14.12

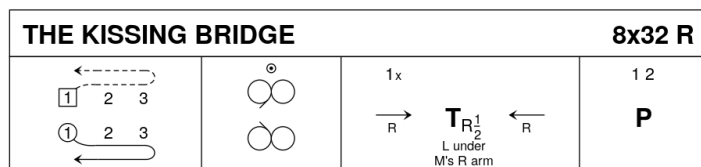
3C/4C longwise set.

If there is lack of space, 2c+3c may step down on [19-20], and 2c step up on [23-24]

## 22 THE KISSING BRIDGE R32 · 3/4L

Romaine Butterfield: RSCDS XLVII 9 · Crib: E-cribs · Diagram: Keith Rose's Diagrams

- 1– 1c cast behind own lines and cast back
- 9– 1c cross down into Mirror Reels3 on opposite sides (1x,2,3)
- 17– 1c lead down, cross (M below W, who passes under M's arm) ; and up, 2c steps in for
- 25– 1c+2c Poussette



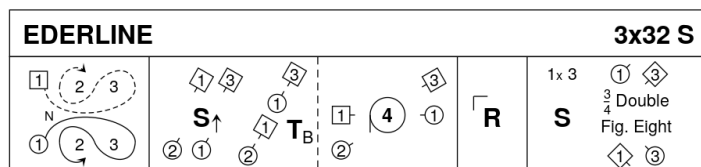
Romaine Butterfield, RSCDS Book 47.9

3C/4C longwise set.

## 23 EDERLINE S32 · 3/3L

Alice McLean: The Auchinellan Collection · Crib: E-cribs · Diagram: Keith Rose's Diagrams

- 1– 1c dance down between 3c, cast up round 3c, dance to top, cast off (2c up) (2,1,3)
- 9– 1c set adv. passing P (cnrs also set) | turn 1c nr BH, opening (1c leading) into Circle4 L. Cnrs finish in place, 1c between end Cs.
- 17– 1c set adv. | turn 2c nr BH, opening (1c leading) into Circle4 L. Finish (2,1x,3)
- 25– 1c+3c set | 1c+3c ¾ DbIFig8, 1c cast to start (2,3,1)



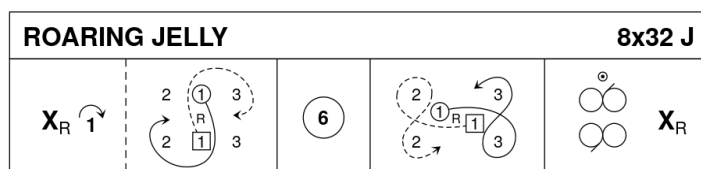
Alice McLean, Auchinellan Collection

3C/3C longwise set.

## 24 ROARING JELLY J32 · 3/4L

Hugh Foss: Glendarroch Scottish Dance Sheets · Crib: E-cribs · Diagram: Keith Rose's Diagrams

- 1– 1c cross RH | cast off (2c up) ; cross RH, 1c casts R round 3c nr to finish in line across between 2c nr and 3c nr
- 9– Circle6 and back
- 17– 1c change places up/dn RH | Fig8 round 4c nr and 1c nr, start Rsh), finish on sideline facing 2c nr
- 25– 1c Reels3{6} on opposite sides (Rsh to 2c nr) | cross RH



Hugh Foss, 1966, Glendarroch Sheet 6

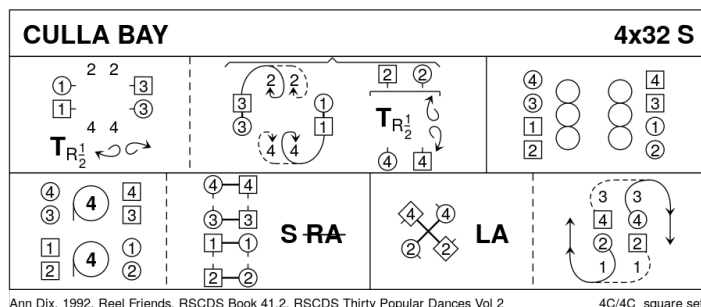
3C/4C longwise set.



## 25 CULLA BAY S32 · 4S

Ann Dix: RSCDS XLI 2 · Crib: E-cribs · Diagram: Keith Rose's Diagrams

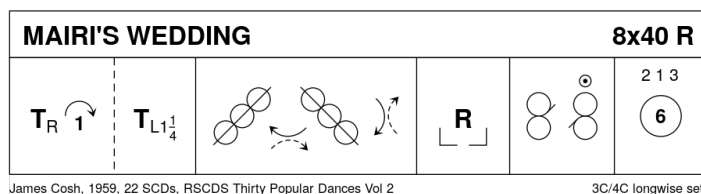
- 1– 1c+3c turn RH ½ with person opposite, face that person | twirl R and into opposite place ; 2c+4c repeat this and face in **while**{4} 1c+3c (W leading) chase ¼ clw | curve into centre and swivel R to face out (1c facing 4pl and 3c facing 2pl)
- 9– Parallel Reels4 across
- 17– 2c+1c & 3c+4c circle4 L ; face other couple and set | ½ RHA, flowing into
- 25– 2c+4c LHA in the middle ; dance out passing same sex standing dancer on the side Rsh, and chase R (M leading) to 1pl/3pl (to 2,3,4,1).



## 26 MAIRI'S WEDDING R40 · 3/4L

James B Cosh: Twenty Two SCD · Crib: E-cribs · Diagram: Keith Rose's Diagrams

- 1– 1c turn RH | cast (2c up) ; turn LH to face 1cnrs
- 9– 1c ½Reel4 with 1cnrs (pass P Lsh) ; Repeat with 2cnrs
- 17– Repeat with 3cnrs (1cnr person) ; Repeat with 4cnrs (2cnr person)
- 25– 1W+2c & 1M+3c Reels3 across, Lsh to 1cnr
- 33– 2c+1c+3c circle6 and back



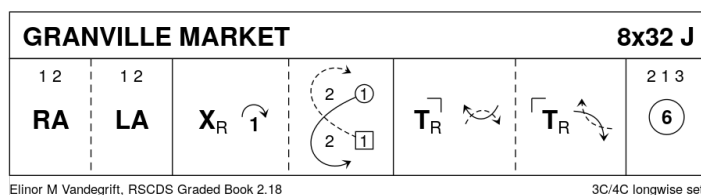
Note: Cosh explicitly tells 1c to pass Lsh in [9-24]; however the Rsh pass is quite common, and nicknamed »Mairi's Divorce«.

05.02.2020

## 27 GRANVILLE MARKET J32 · 3/4L

Elinor M Vandegrift: A Second Book of Graded Scottish Country Dances · Crib: E-cribs · Diagram: Keith Rose's Diagrams

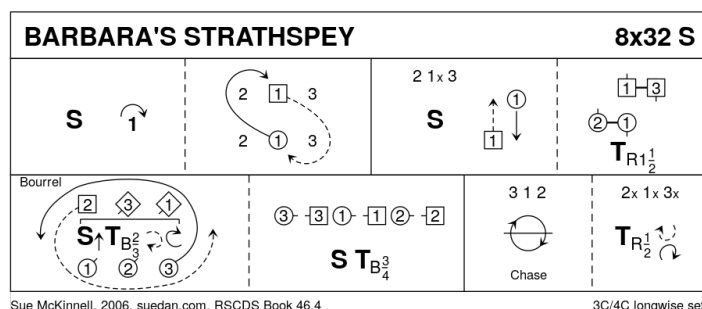
- 1– 1c+2c RHA, LHA
- 9– 1c cross RH | cast (2c up) ; ½ Fig8 up to face 1cnr
- 17– 1c turn 1cnr RH | pass Rsh ; turn 2cnr RH | pass Rsh to (2,1,3)
- 25– Circle6 and back



## 28 BARBARA'S STRATHSPEY S32 · 3/4L

Sue McKinnell: RSCDS XLVI 4 · Crib: E-cribs · Diagram: Keith Rose's Diagrams

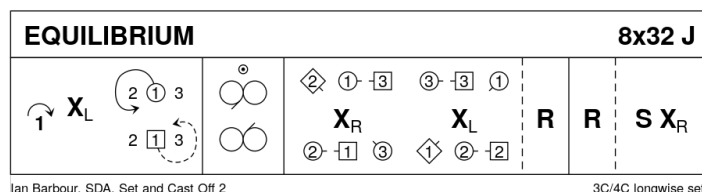
- 1– 1c set | cast (2c up) ; ½ Fig8 L (2,1x,3)  
 9– All set | 1c cross Rsh ; 1c+3cnr turn RH 1½ (to 1,2,3 on M side, 2,3,1 on W side)  
 17– 3C Bourrel: 2W+3M chase cclw half round to midline **while**{4} 1M+3W & 2M+1W set adv | turn BH ¾ and pivot R, all facing P on midline (3,1,2) ; All set | All C turn BH ¾ to sidelines  
 25– All chase clw ½ round ; all turn P RH ½ and twirl R to (2,1,3)



## 29 EQUILIBRIUM J32 · 3/4L

Ian Barbour: Set and Cast Off Volume 2 · Crib: E-cribs · Diagram: Keith Rose's Diagrams

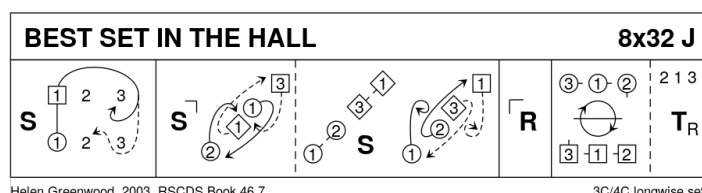
- 1– 1c cast off (2c up), cross LH ; dance Lsh round 2cnrs to face 1cnrs (2,1x,3)  
 9– Rsh Reels3 in sideline (2,1x,3)  
 17-28 »Fig8 G-Chain«: 2M+1W (side) & 2W+3M (2nd diag) & 1M+3W (side) change places RH | 3M+3W (side) & 1W+1M (1st diag) & 2M+2W (side) change LH ; repeat figure twice ;; (all dance a Fig8, men dancing down the sidelines, women up).  
 29-32 1c set and cross over RH, on first turn finish facing out (2,1,3).



## 30 BEST SET IN THE HALL J32 · 3/4L

Helen Greenwood: RSCDS XLVI 7 · Crib: E-cribs · Diagram: Keith Rose's Diagrams

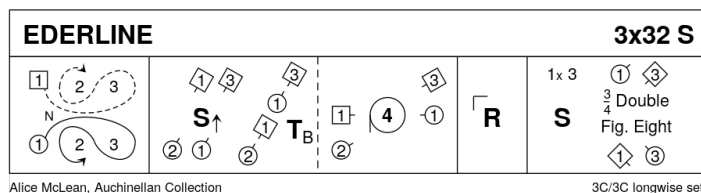
- 1– 1c set | 1W (1M follows) casts off 2, crosses, W dances up behind M line, and M dances up the middle, 1c face 1cnr (2c up)  
 9– 1c set to 1cnr | 1c cast Rsh round each other to 3cnr position **while**{2} 1cnrs dance into centre, and swivel R to face own cnr ; repeat, 1cnrs finishing in exchanged places, and 1c facing 2cnr  
 17– Repeat with 2cnrs (3x,1x,2x)  
 25– All chase clw ½ round ; all turn RH. (2,1,3)



## 31 EDERLINE S32 · 3/3L

Alice McLean: *The Auchinellan Collection* · Crib: *E-cribs* · Diagram: *Keith Rose's Diagrams*

- 1– 1c dance down between 3c, cast up round 3c, dance to top, cast off (2c up) (2,1,3)
- 9– 1c set adv. passing P (cnrs also set) | turn 1cnr BH, opening (1c leading) into Circle4 L. Cnrs finish in place, 1c between end Cs.
- 17– 1c set adv. | turn 2cnr BH, opening (1c leading) into Circle4 L. Finish (2,1x,3)
- 25– 1c+3c set | 1c+3c  $\frac{3}{4}$  DbFig8, 1c cast to start (2,3,1)

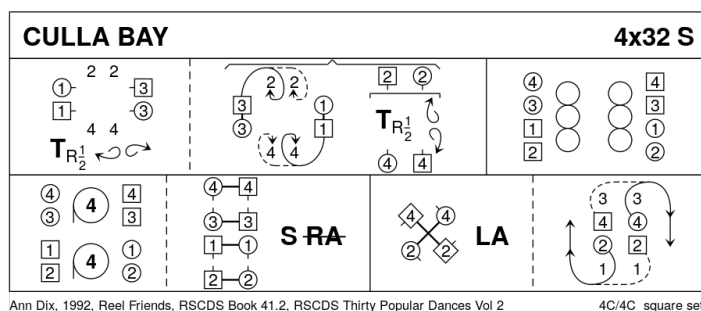


12.02.2020

## 32 CULLA BAY S32 · 4S

Ann Dix: *RSCDS XLI 2* · Crib: *E-cribs* · Diagram: *Keith Rose's Diagrams*

- 1– 1c+3c turn RH  $\frac{1}{2}$  with person opposite, face that person | twirl R and into opposite place ; 2c+4c repeat this and face in **while**{4} 1c+3c (W leading) chase  $\frac{1}{4}$  clw | curve into centre and swivel R to face out (1c facing 4pl and 3c facing 2pl)
- 9– Parallel Reels4 across
- 17– 2c+1c & 3c+4c circle4 L ; face other couple and set |  $\frac{1}{2}$  RHA, flowing into
- 25– 2c+4c LHA in the middle ; dance out passing same sex standing dancer on the side Rsh, and chase R (M leading) to 1pl/3pl (to 2,3,4,1).

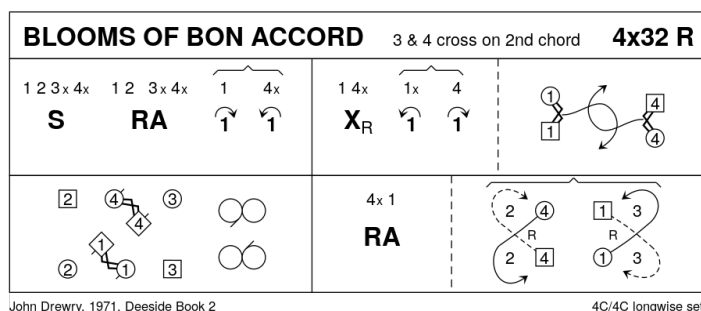


## 33 BLOOMS OF BON ACCORD R32 · 4/4L

John Drewry: *Deeside Book Part 2* · Crib: *E-cribs* · Diagram: *Keith Rose's Diagrams*

3c+4c cross on 2nd chord(1,2,3x,4x). This dance has top/bottom symmetry

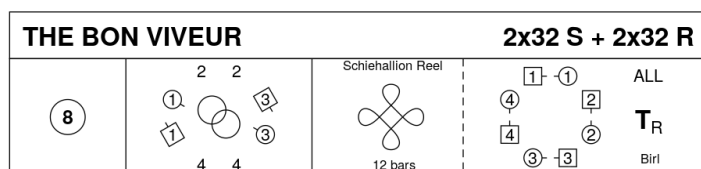
- 1– All C set | 1c+2c & 3c+4c RHA | 1c & 4c cast in to 2pl/3pl **while**{2} 2c+3c lead out to end places
- 9– 1c+4c cross RH, cast to ends, meet in promhold and dance in between end couples, curve round the other couple Rsh to finish 1c / 4c on M/W side facing out and right
- 17– 1c & 4c (in promhold) Rsh Reels3 with the »corners« on M/W sides, at end meet in the centre
- 25– 4c+1c RHA, at end M swivels right so couples face ends of set (1c down, 4c up, W on P's left, RHJ) ; 4c&1c cross between end couples and cast in to (2,4,1x,3x)



## 34 THE BON VIVEUR M64 · 4S

Ian Brockbank: RSCDS LII 11 · Crib: E-cribs · Diagram: Keith Rose's Diagrams

- 1-- Circle8 and back
- 9-- 1c+3c Men's Chain
- 17-28 12 bars of Schiehallion reel (4,1,2,3)
- 29-32 All Birl or Turn P RH (4,1,2,3)




Ian Brockbank, 2015, RSCDS Book 52.11

4C/4C square set.

## 35 GENERAL STUART'S REEL R32 · 3/4L

Castle Menzies (18C): RSCDS X 3 · Crib: E-cribs · Diagram: Keith Rose's Diagrams

- 1-- 1M sets to 2W and casts off (2M up) ; 1W sets to 2M and casts off (2W up)
- 9-- 1c turn 1cnr RH | pass Rsh ; turn 2cnr LH | pass Rsh to face 1cnr
- 17-- SetH&G , finish BtoB facing 1M up / 1W down.
- 25-- Reels3{6} with cnrs (Rsh to 2cnr) | 1c cross.



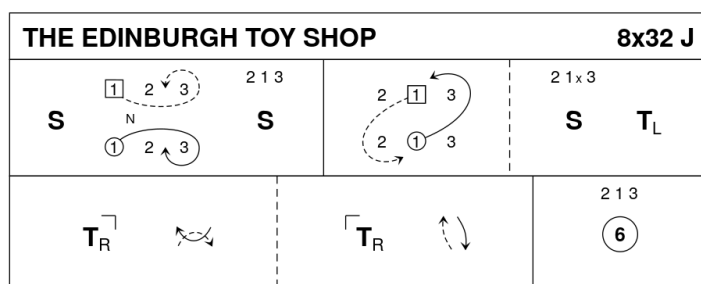
Castle Menzies, 1749, RSCDS Book 10.3

3C/4C longwise set.

## 36 THE EDINBURGH TOY SHOP J32 · 3/4L

Ethan Bailey: RSCDS LI 1 · Crib: E-cribs · Diagram: Keith Rose's Diagrams

- 1-- 1c set | dance down ; cast up round 3c (2c up) | all set (2,1,3)
- 9-- 1c ½ Fig8 to R ; all set | 1c turn LH to face 1cnrs
- 17-- 1c turn 1cnrs RH | pass Rsh ; turn 2cnrs RH | pass Rsh
- 25-- Circle6 and back



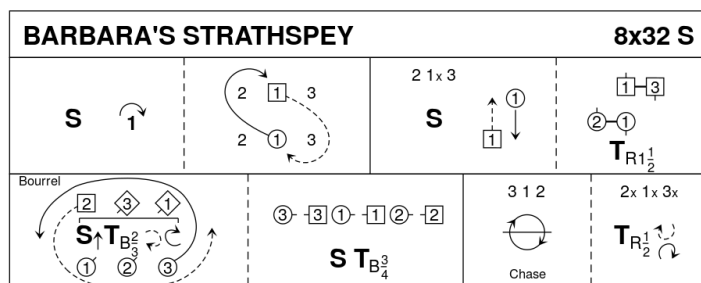
Ethan Bailey, 2016, RSCDS Book 51

3C/4C longwise set.

## 37 BARBARA'S STRATHSPEY S32 · 3/4L

Sue McKinnell: RSCDS XLVI 4 · Crib: E-cribs · Diagram: Keith Rose's Diagrams

- 1-- 1c set | cast (2c up) ; ½ Fig8 L (2,1x,3)
- 9-- All set | 1c cross Rsh ; 1c+3cnr turn RH 1½ (to 1,2,3 on M side, 2,3,1 on W side)
- 17-- 3C Bourrel: 2W+3M chase cclw half round to midline **while**{4} 1M+3W & 2M+1W set adv | turn BH ¾ and pivot R, all facing P on midline (3,1,2) ; All set | All C turn BH ¾ to sidelines
- 25-- All chase clw ½ round ; all turn P RH ½ and twirl R to (2,1,3)



Sue McKinnell, 2006, suedan.com, RSCDS Book 46.4

3C/4C longwise set.

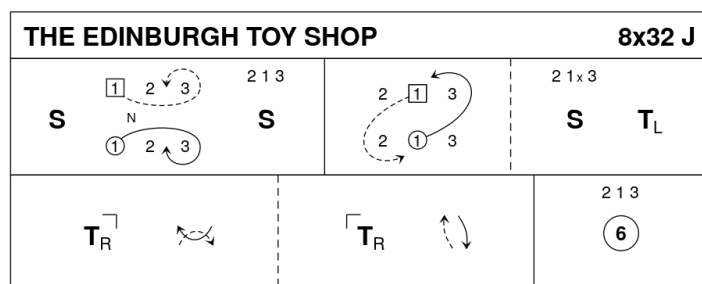
19.02.2020

## 38 THE EDINBURGH TOY SHOP

J32 · 3/4L

Ethan Bailey: RSCDS LI 1 · Crib: E-cribs · Diagram: Keith Rose's Diagrams

- 1-- 1c set | dance down ; cast up round 3c (2c up) | all set (2,1,3)
- 9-- 1c ½ Fig8 to R ; all set | 1c turn LH to face 1cnrs
- 17-- 1c turn 1cnrs RH | pass Rsh ; turn 2cnrs RH | pass Rsh
- 25-- Circle6 and back



Ethan Bailey, 2016, RSCDS Book 51

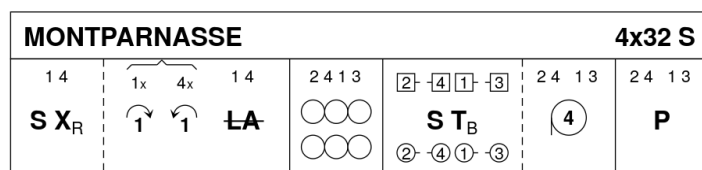
3C/4C longwise set.

## 39 MONTPARNASSE

S32 · 4/4L

Ann Dix: Reel Friends Book 3 · Crib: E-cribs · Diagram: Keith Rose's Diagrams

- 1-- 1c+4c set | cross RH ; cast to middle (2c/3c up/down). 1c+4c ½ LHA (2,4,1,3)
- 9-- Reels4 on the sides, finish middles facing ends on sidelines
- 17-- All set up/down | turn BH on sides ; 2c+4c & 1c+3c circle4 L, finish for
- 25-- 2c+4c & 1c+3c Poussette



Ann Dix, 2003, Reel Friends 3

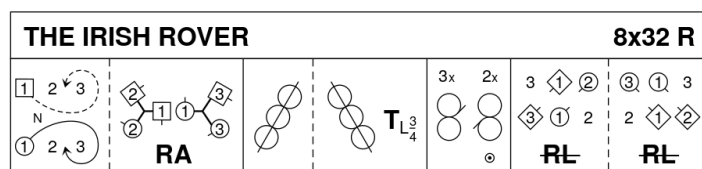
4C/4C longwise set.

## 40 THE IRISH ROVER

R32 · 3/4L

James B Cosh: Twenty Two SCD · Crib: E-cribs · Diagram: Keith Rose's Diagrams

- 1-- 1c dance through 3c (2c up) and cast up ; 2c+1W & 1M+3c RHA, 1c finish facing 1cnrs.
- 9-- 1c+1cnrs ½ Reel4, pass Lsh ; ½ Reel4 with 2cnrs, fast ¾ LH turn in the centre
- 17-- 1W+3c (at top) & 1M+2c Reels3 across (Lsh to 1cnr pos), (to 3x,1,2x)
- 25-- diagonal R&L (1M down,1W up) (2,1,3)



James B Cosh, 22 SCDs, RSCDS Thirty Popular Dances Vol 2

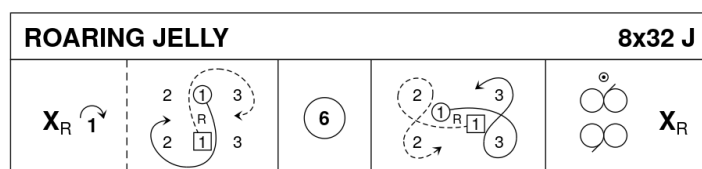
3C/4C longwise set.

## 41 ROARING JELLY

J32 · 3/4L

Hugh Foss: Glendarroch Scottish Dance Sheets · Crib: E-cribs · Diagram: Keith Rose's Diagrams

- 1-- 1c cross RH | cast off (2c up) ; cross RH, 1c casts R round 3cnr to finish in line across between 2cnr and 3cnr
- 9-- Circle6 and back
- 17-- 1c change places up/dn RH | Fig8 round 4cnr and 1cnr, start Rsh), finish on sideline facing 2cnr
- 25-- 1c Reels3{6} on opposite sides (Rsh to 2cnr) | cross RH



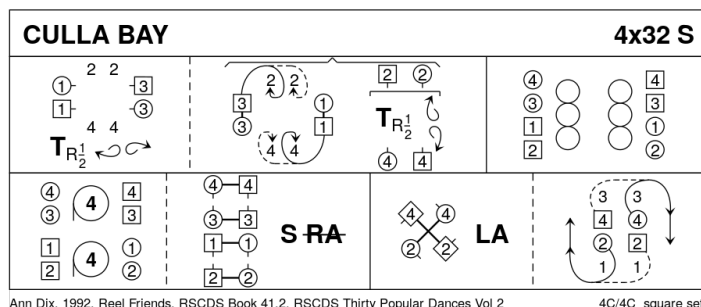
Hugh Foss, 1966, Glendarroch Sheet 6

3C/4C longwise set.

## 42 CULLA BAY S32 · 4S

Ann Dix: RSCDS XLI 2 · Crib: E-cribs · Diagram: Keith Rose's Diagrams

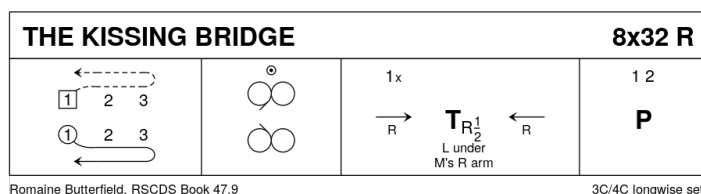
- 1– 1c+3c turn RH ½ with person opposite, face that person | twirl R and into opposite place ; 2c+4c repeat this and face in **while**{4} 1c+3c (W leading) chase ¼ clw | curve into centre and swivel R to face out (1c facing 4pl and 3c facing 2pl)
- 9– Parallel Reels4 across
- 17– 2c+1c & 3c+4c circle4 L ; face other couple and set | ½ RHA, flowing into
- 25– 2c+4c LHA in the middle ; dance out passing same sex standing dancer on the side Rsh, and chase R (M leading) to 1pl/3pl (to 2,3,4,1).



## 43 THE KISSING BRIDGE R32 · 3/4L

Romaine Butterfield: RSCDS XLVII 9 · Crib: E-cribs · Diagram: Keith Rose's Diagrams

- 1– 1c cast behind own lines and cast back
- 9– 1c cross down into Mirror Reels3 on opposite sides (1x,2,3)
- 17– 1c lead down, cross (M below W, who passes under M's arm) ; and up, 2c steps in for
- 25– 1c+2c Poussette

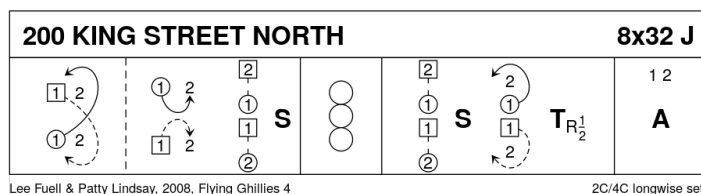


04.03.2020

## 44 200 KING STREET NORTH J32 · 2/4L

Lee Fuell & Patricia Lindsay: The Flying Ghillies Collection Vol 4 · Crib: MiniCribbs · Diagram: Keith Rose's Diagrams

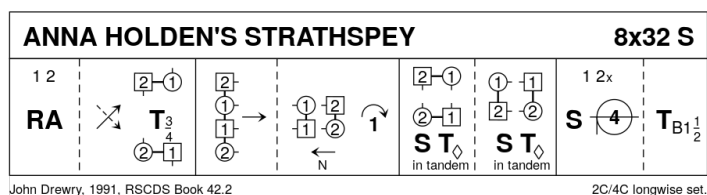
- 1-8 1s dance 1/2 fig 8 round 2s, 1M dances down to face 2L as 1L dances down to face 2M & all set
- 9-16 1s+2s dance reel of 4 across
- 17-24 1s+2s set & 1s cast up round 2s to 1st place opposite sides, 1s 1/2 turn RH & 2s step in ready for...
- 25-32 1s+2s dance Allemande



## 45 ANNA HOLDEN'S STRATHSPEY S32 · 2/4L

John Drewry: RSCDS XLII 2 · Crib: E-cribs · Diagram: Keith Rose's Diagrams

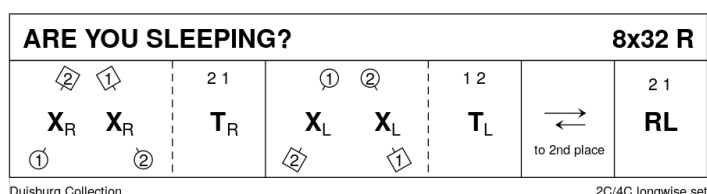
- 1– 1c+2c RHA (2c face out) ; 1c cross down, **while**{2} 2c cast up | 1M+2W & 2M+1W Turn  $\frac{3}{4}$  easy hand to line4 across facing down (1c between 2c)
- 9– All dance down, on [12] 1c turns in and 2c meets, all NHJ ; 1c+2c dance up | 1c cast off to 2plx, **while**{2} 2c dance to 1pl (loop is usual)
- 17– All set | »petronella in tandem« ; repeat (to 1,2x)
- 25– All set |  $\frac{1}{2}$  Circle4 Left ; 1c turn BH  $1\frac{1}{2}$  to 2pl.



## 46 ARE YOU SLEEPING? R32 · 2/4L

The Duisburg Collection · Crib: E-cribs · Diagram: Keith Rose's Diagrams

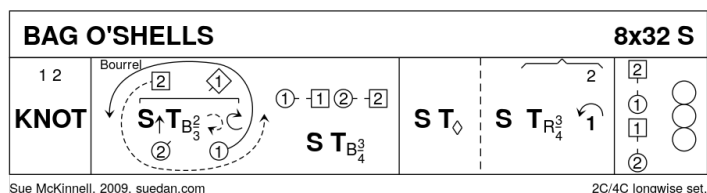
- 1– 1M+2W cross RH, 1W+2M cross RH ; 2c+1c turn RH
- 9– 1M+2W cross LH, 1W+2M cross LH ; 1c+2c turn LH
- 17– 1c down the middle (2c up) ; and up to 2pl
- 25– 2c+1c R&L



## 47 BAG O' SHELLS S32 · 2/4L

Sue McKinnell · Crib: E-cribs · Diagram: Keith Rose's Diagrams

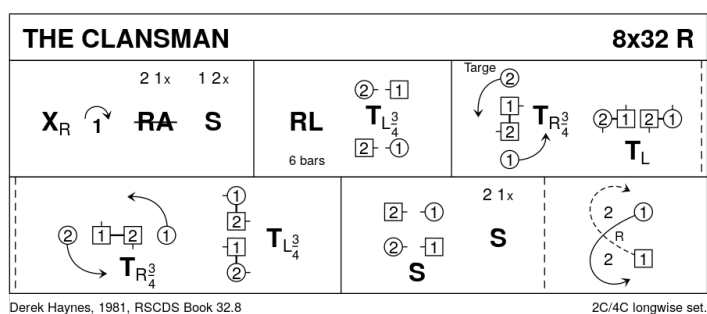
- 1-- 1c+2c Knot (2,1)
- 9-- 1c+2c Bourrel (1,2)
- 17-- 1c set | Petronella ; set | turn RH  $\frac{3}{4}$  into line of 4 across with 2c (2c up on [23-24])
- 25-- Reel4 across (2,1)



## 48 THE CLANSMAN R32 · 2/4L

Derek Haynes: RSCDS XXXII 8 · Crib: E-cribs · Diagram: Keith Rose's Diagrams

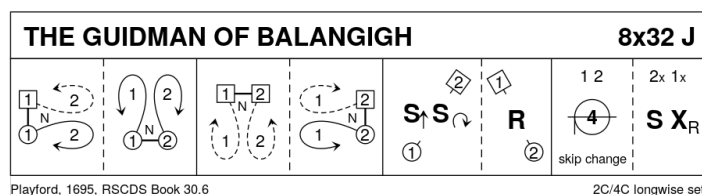
- 1– 1c cross RH | cast off (2c up) ; 2c+1c  $\frac{1}{2}$  RHA | set to P (1,2x)
- 9– 1c+2c R&L, finish with  $\frac{3}{4}$  LH turn into line across, the W in the centre:
- 17– The Targe (1W+2W turn  $\frac{3}{4}$  RH **while** {2} 1M+2M chase  $\frac{1}{4}$  round cclw | 1M+2W & 1W+2M Turn LH ; repeat) finishing on sides (2,1x)
- 25– 2c facing 1c set | all set to P ; 1c lead up, cross and cast to 2pl (2,1)



## 49 THE GUIDMAN OF BALANGIGH J32 · 2/4L

Playford: RSCDS XXX 6 · Crib: E-cribs · Diagram: Keith Rose's Diagrams

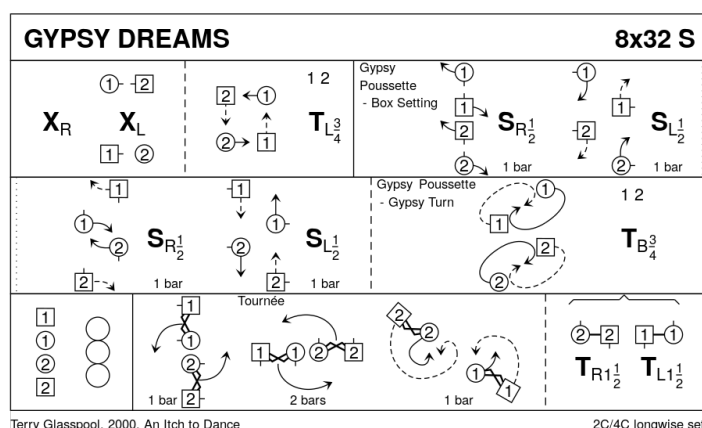
- 1– 1c dance down one and cast up ;  
1M+2M dance between the W and cast back
- 9– 1W+2W dance between M and cast back ; 2c dance up one and cast back
- 17– 1M+2W set advancing | twirl R and set back to place ; 1W+2M repeat
- 25– 1c+2c half circle4 L in skip change ; 2c+1c set | cross RH.



## 50 GYPSY DREAMS S32 · 2/4L

Terry Glasspool: An Itch to Dance · Crib: E-cribs · Diagram: Keith Rose's Diagrams

- 1– 1c cross RH and face down | 1c+2c ½ LH turn on the sides ; all chase cclw one place | all turn P ¾ LH into a line across (W BtoB)
- 9– Gypsy Poussette, as follows.
- 9-12 (Box setting) All set R and swivel R ¼ »on the hop« to face away from P, all set L and swivel R ¼. to face in | all set R (M passing BtoB) and swivel R ¼, all set L and do not swivel. Partners finish facing away from each other but are not lined up BtoB.
- 13-16 (Gypsy turn) All starting to their own R, dance around P halfway and melt into turn ¾ BH to finish facing P in a line across, M in the middle.
- 17– Reel4 across the dance. On [24] the M dance ¼ around each other, Lsh to Lsh, **while{}** the W extend the loops to join P in promhold, all forming a line across, 1c facing up, 2c down.
- 25– [25] 1c+2c Promenade ¼ around each other (M staying Lsh to Lsh), into the last 7 bars of the Tournée.



Notes: In [9-12] each C follows the edges of a square:

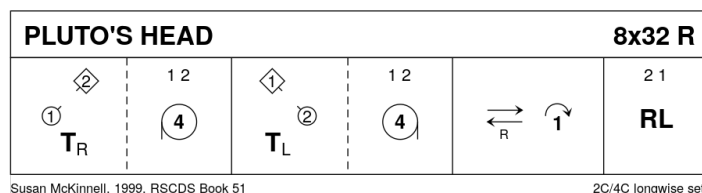
Music: A smooth strathspey for example: »Birks of Invermay« by Tersipchore

# 11.03.2020

## 51 PLUTO'S HEAD R32 · 2/4L

Sue McKinnell: RSCDS LI 10 · Crib: E-cribs · Diagram: Keith Rose's Diagrams

- 1– 1M+2W turn RH ; 1c+2c Circle4 L
- 9– 1W+2M turn LH ; 1c+2c Circle4 R
- 17– 1c dance down {3}, turn and dance up {3} | cast one (2c up)
- 25– 2c+1c R&L

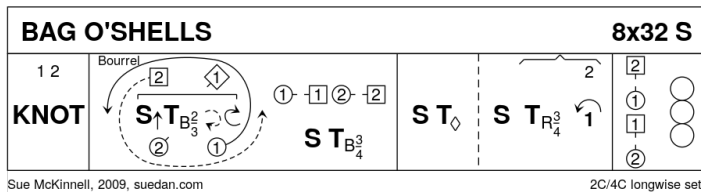




**52 BAG O' SHELLS**      S32 · 2/4L

*Sue McKinnell · Crib: E-cribs · Diagram: Keith Rose's Diagrams*

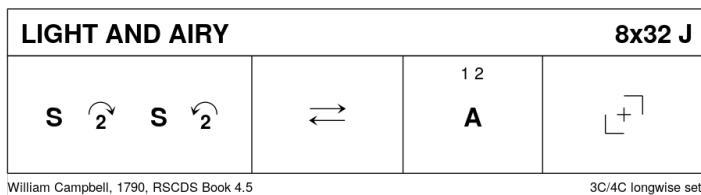
- |      |  |
|------|--|
| 1--  | 1c+2c Knot (2,1)   |
| 9--  | 1c+2c Bourrel (1,2)  |
| 17-- | 1c set   Petronella ; set   turn RH $\frac{3}{4}$ into line of 4 across with 2c (2c up on [23-24]) |
| 25-- | Reel4 across (2,1)   |



**53 LIGHT AND AIRY** J32 · 3/4L

*William (18C) Campbell: RSCDS IV 5 · Crib: E-cribs · Diagram: Keith Rose's Diagrams*

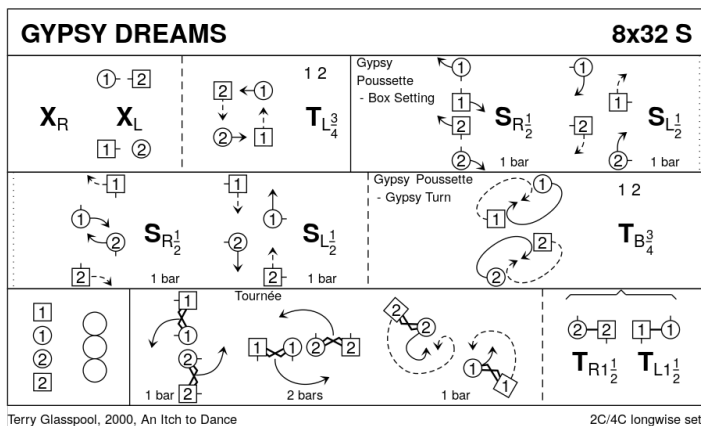
- 1–** 1c set | cast off two (2c+3c up) ; 1c set | cast up two (2c+3c down)
- 9–** 1c lead down the middle and up (1,2,3)
- 17–** 1c+2c Allemande, to finish 1c facing 1cnrs
- 25–** Turn CPCP to (2,1,3)



## 54 GYPSY DREAMS S32 · 2/4L

*Terry Glasspool: An Itch to Dance · Crib: E-cribs · Diagram: Keith Rose's Diagrams*

- 1- 1c cross RH and face down | 1c+2c ½ LH turn on the sides ; all chase cclw one place | all turn P ¾ LH into a line across (W BtoB)
- 9- Gypsy Pousette, as follows.
- 9-12 (Box setting) All set R and swivel R ¼ »on the hop« to face away from P, all set L and swivel R ¼. to face in | all set R (M passing BtoB) and swivel R ¼, all set L and do not swivel. Partners finish facing away from each other but are not lined up BtoB.
- 13-16 (Gypsy turn) All starting to their own R, dance around P halfway and melt into turn ¾ BH to finish facing P in a line across, M in the middle.
- 17- Reel4 across the dance. On [24] the M dance ¼ around each other, Lsh to Lsh, **while**{ the W extend the loops to join P in promhold, all forming a line across, 1c facing up, 2c down.
- 25- [25] 1c+2c Promenade ¼ around each other (M staying Lsh to Lsh), into the last 7 bars of the Tournée.

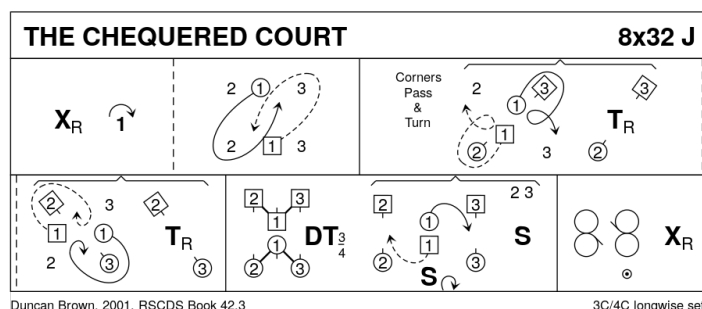


Notes: In [9-12] each C follows the edges of a square:  
Music: A smooth strathspey for example: »Birks of Invermay« by Tersipchore

## 55 THE CHEQUERED COURT J32 · 3/4L

Duncan Brown: RSCDS XLII 3 · Crib: E-cribs · Diagram: Keith Rose's Diagrams

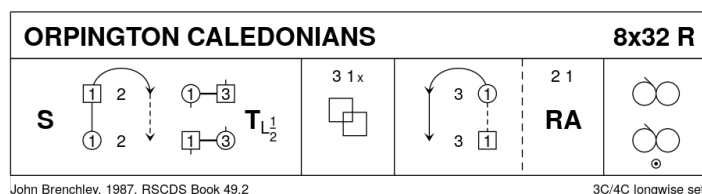
- 1– 1c cross RH | cast off (2c up) ; ½ Fig8 across to the R (1M up, 1W down) to face 1cnr
- 9– 1c+1cnrs pass and turn, at end 1c swivels R to be BtoB facing 4cnr ; 1c+4cnrs pass and turn, 1c swivels R to finish BtoB facing own side for DTr, 1c finish between end couple facing own side
- 17–
- 25– Reels3{6} across (Rsh to 4cnr) | 1c cross RH (2,1,3)



## 56 ORPINGTON CALEDONIANS R32 · 3/4L

John Brenchley: RSCDS XLIX 2 · Crib: E-cribs · Diagram: Keith Rose's Diagrams

- 1-- 1c set | 1W followed by 1M cast off 1pl (2c up on 5-6) and cross | 1c+3c turn LH ½ on sidelines (1M+3M face out) (2,3,1x)
- 9-- 3c+1c L-Chain (1M face out)
- 17-- 1M followed by 1W cast up (3c down on 19-20) and cross ; 2c+1c RHA (1M+2W face out) (2,1,3)
- 25-- Reels3 on the sides, 1c Lsh to 3c (2,1,3)



## 57 GANG THE SAME GATE S32 · 3/4L

Milton Levy: RSCDS XXXVI 4 · Crib: E-cribs · Diagram: Keith Rose's Diagrams

- 1– 1c cross RH | cast off 2 (2c+3c up) ; 1c cross RH and cast up (3c down) to (2,1,3)
- 9– 1c set passing Lsh | turn 1cnrs BH ; ½Reel4 with 2cnrs, at end 1c curve R to between end cpl (M above facing W below)
- 17– 1c set passing Lsh, turn 4cnr (2cnr persons) BH ; ½Reel4 with 1cnrs, at end curve R to end as (3x,1x,2x)
- 25– All S&Link3 ; repeat (2,1,3)

